

Cylindrical Roller Bearings

Single row cylindrical roller bearings

The rollers in a single row cylindrical roller bearing are always guided between the integral flanges on one of the rings. These flanges combined with the special designed and surface finished roller ends, provide improved lubrication, reduced friction and consequently lower operating temperature.

Single row cylindrical roller bearing can accommodate heavy radial loads and high speeds. They are manufactured in several different designs, the main difference being in the configuration of the flanges. The most common designs are NU, NJ, NUP and N designs,

NU design: The outer ring of an NU design bearing has two integral rib while inner ring has no rib. Axial displacement of the shaft with respect to the housing can be accommodated in both directions. NU design bearings are normally selected as floating bearings.

N design: The inner ring of an N design bearing has two integral rib while the outer ring has no rib. Axial displacement of the shaft with respect to the housing can be accommodated in both directions. N design bearings are normally selected as floating bearings.

NJ design: The outer ring of an NJ design bearing has two integral rib and the inner ring has one integral rib. These bearings can locate the shaft axially in one direction.

NUP design: The outer ring of an NUP design bearing has two integral rib and the inner ring has one integral and one non-integral rib and one non-integral rib in the form of a loose rib ring. These bearings can be used as locating bearings to locate the shaft axially in both directions.



Double row cylindrical roller bearing

Double row cylindrical roller bearing have small cross section and can accommodate very heavy radial loads. Those bearings are widely used for machine tools, rolling mills, roll neck, grinding machines and large size gearboxes.

NNU design and NN design double row cylindrical roller bearings are separable, so their roller and cage assembly can be mounted separately with bearing rings or all bearing components can be mounted separately and thus make the mounting, dismounting and inspection of the bearing very easy.

Double row cylindrical roller bearings have cylindrical bore and tapered bore. Normally NN design double row cylindrical bearing has tapered bore and it's possible to achieve certain radial clearance or preload during bearing mounting.

Full-complement cylindrical roller bearings

Full-complement cylindrical roller bearing can accommodate bigger loads, available with 2 designs of single row and double row. Applicable for medium or low rotation speed but with heavy loads, for example, construction machinery, vehicle, steel mill, hoisting machinery, etc.

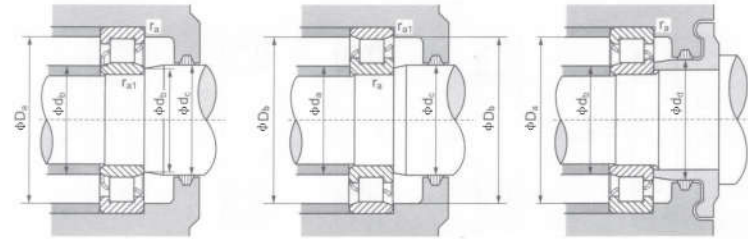
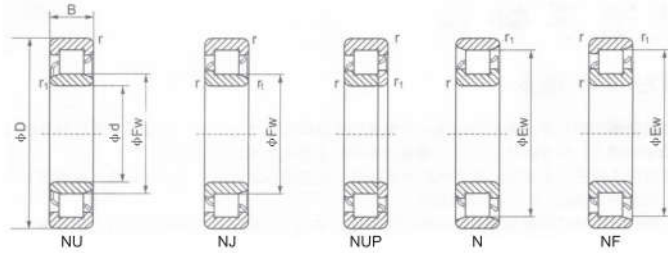
Single-row full-complement cylindrical roller bearing: Available with two designs of NCF and NJG, can accommodate heavy radial load and one side axial load.

Double-row full-complement cylindrical roller bearing: Available with designs of NNC, NNCF, NNCL, NNF, etc., can be selected as axial-locating bearing or non-locating bearing.

Four-row cylindrical roller bearings

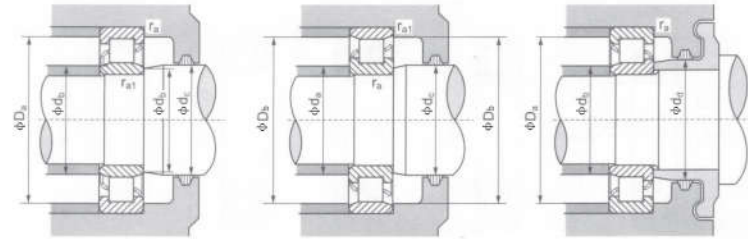
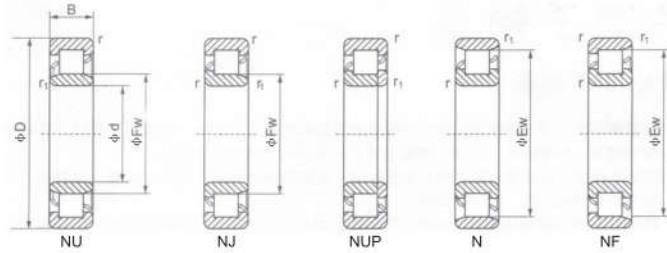
Four-row cylindrical roller bearing mainly used in roll neck of steel mill, to absorb the huge load. This type of bearings are always produced from carburized steel to improve bearings performance of anti-wear and absorbing impact load. Cage design are usually of machined steel cage or pin-type cage. UBC can offer various designs of this type of bearing to meet different applications, details please check page E54~E55.

d: 17 ~ 35 mm



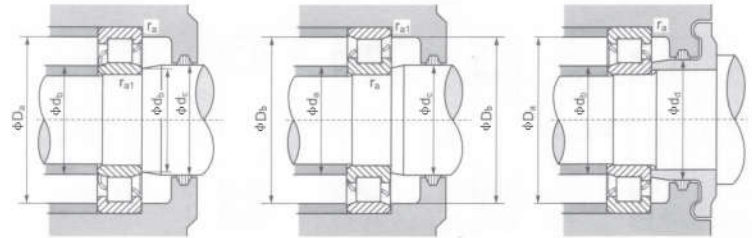
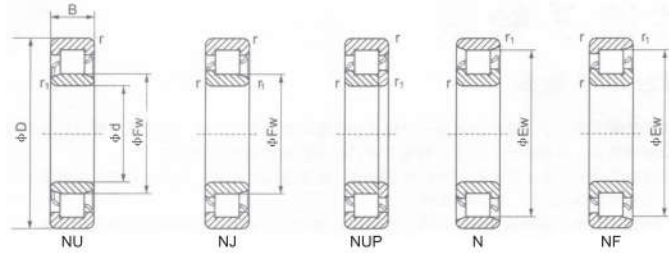
Principal Dimensions (mm)							Bearing Designations					Basic Load Ratings (N)		Limiting Speed (rpm)		Abutment and Fillet Dimensions (mm)										Weight (kg)
d	D	B	Ew	Fw	r (min)	r1 (min)	NU	NJ	NUP	N	NF	Dynamic Cr	Static Cor	Grease	Oil	da (min)	db (min) (max)	dc (min)	dd (min)	De (max)	Dd (max) (min)	ra (max)	ra1 (max)			
17	40	12	33.9	22.9	0.6	0.3	NU 203	NJ	NUP	N	NF	12600	7950	16000	19000	22	19	22	24	25	35	34	34	0.6	0.3	0.082
20	47	14	40	27	1	0.6	NU 204	NJ	NUP	N	NF	15400	12700	15000	18000	26	25	26	29	32	41	42	42	1	0.6	0.112
	47	14	-	26.5	1	0.6	NU 204E	NJ	NUP	-	-	25700	22600	13000	16000	-	25	26	29	32	41	-	-	1	0.6	0.124
	47	18	-	27	1	0.6	NU 2204	NJ	NUP	-	-	20600	20700	14000	17000	-	25	26	29	32	41	-	-	1	0.6	0.144
	47	18	-	26.5	1	0.6	NU 2204E	NJ	NUP	-	-	30500	28300	13000	16000	-	25	26	29	32	41	-	-	1	0.6	0.162
	52	15	44.5	28.5	1.1	0.6	NU 304	NJ	NUP	N	NF	20700	19200	12000	15000	27	25	27	30	33	45	47	47	1	0.6	0.154
	52	15	-	27.5	1.1	0.6	NU 304E	NJ	NUP	-	-	31500	26900	12000	15000	-	25	27	30	33	45	-	-	1	0.6	0.150
	52	21	-	28.5	1.1	0.6	NU 2304	NJ	NUP	-	-	30500	27200	11000	13000	-	25	27	30	33	45	-	-	1	0.6	0.213
	52	21	-	27.5	1.1	0.6	NU 2304E	NJ	NUP	-	-	42000	38500	11000	14000	-	25	27	30	33	45	-	-	1	0.6	0.240
25	47	12	41.5	30.5	0.6	0.3	NU 1005	-	-	N	-	14300	13100	15000	18000	29	27.5	30	32	-	42	45	41.8	0.6	0.3	0.086
	52	15	45	32	1	0.6	NU 205	NJ	NUP	N	NF	17500	15700	12000	15000	31	30	31	34	37	46	47	47	1	0.6	0.133
	52	15	-	31.5	1	0.6	NU 205E	NJ	NUP	-	-	29300	27700	12000	14000	-	30	31	34	37	46	-	-	1	0.6	0.140
	52	18	-	32	1	0.6	NU 2205	NJ	NUP	-	-	24300	23500	11000	13000	-	30	31	34	37	46	-	-	1	0.6	0.163
	52	18	-	31.5	1	0.6	NU 2205E	NJ	NUP	-	-	35000	34500	12000	14000	-	30	31	34	37	46	-	-	1	0.6	0.185
	62	17	53	35	1.1	1.1	NU 305	NJ	NUP	N	NF	29200	25200	10000	13000	32	32	33	37	40	55	55	55	1	1	0.238
	62	17	-	34	1.1	1.1	NU 305E	NJ	NUP	-	-	41500	37500	10000	12000	-	32	33	37	40	55	-	-	1	1	0.240
	62	24	-	35	1.1	1.1	NU 2305	NJ	NUP	-	-	42500	41000	9300	11000	-	32	33	37	40	55	-	-	1	1	0.340
62	24	-	34	1.1	1.1	NU 2305E	NJ	NUP	-	-	57000	56000	9000	11000	-	32	33	37	40	55	-	-	1	1	0.390	
80	21	62.8	38.8	1.5	1.5	NU 405	NJ	NUP	N	NF	46500	40000	9000	11000	33.5	33.5	38	41	46	71.5	71.5	64	1.5	1.5	0.564	
30	55	13	48.5	36.5	1	0.6	NU 1006	-	-	N	-	19700	19600	12000	15000	35	33.5	35	38	-	49	52	49	1	0.6	0.123
	62	16	53.5	38.5	1	0.6	NU 206	NJ	NUP	N	NF	23500	21500	11000	13000	36	35	37	40	44	56	57	56	1	0.6	0.204
	62	16	-	37.5	1	0.6	NU 206E	NJ	NUP	-	-	39000	37500	9500	12000	-	35	37	40	44	56	-	-	1	0.6	0.210
	62	20	-	38.5	1	0.6	NU 2206	NJ	NUP	-	-	33000	33000	10000	12000	-	35	37	40	44	56	-	-	1	0.6	0.262
	62	20	-	37.5	1	0.6	NU 2206E	NJ	NUP	-	-	49000	50000	9500	12000	-	35	37	40	44	56	-	-	1	0.6	0.295
	72	19	62	42	1.1	1.1	NU 306	NJ	NUP	N	NF	38500	35000	8500	11000	37	37	40	44	48	65	65	64	1	1	0.357
	72	19	-	40.5	1.1	1.1	NU 306E	NJ	NUP	-	-	53000	50000	8500	10000	-	37	40	44	48	65	-	-	1	1	0.370
	72	27	-	42	1.1	1.1	NU 2306	NJ	NUP	-	-	51500	51000	8200	9800	-	37	40	44	48	65	-	-	1	1	0.500
72	27	-	40.5	1.1	1.1	NU 2306E	NJ	NUP	-	-	74500	77500	8000	9500	-	37	40	44	48	65	-	-	1	1	0.585	
90	23	73	45	1.5	1.5	NU 406	NJ	NUP	N	NF	62500	55000	7500	9500	38.5	38.5	44	47	52	81.5	81.5	74	1.5	1.5	0.770	
35	62	14	55	42	1	0.6	NU 1007	-	-	N	-	22600	23200	11000	13000	40	38.5	41	44	-	56	59	55.5	1	0.6	0.185
	72	17	61.8	43.8	1.1	0.6	NU 207	NJ	NUP	N	NF	33500	31500	9500	11000	42	40	43	46	50	65	67	64	1	0.6	0.295
	72	17	-	44	1.1	0.6	NU 207E	NJ	NUP	-	-	50000	50000	8500	10000	-	40	43	46	50	65	-	-	1	0.6	0.300
	72	23	-	43.8	1.1	0.6	NU 2207	NJ	NUP	-	-	49000	51000	8500	10000	-	40	43	46	50	65	-	-	1	0.6	0.402
	72	23	-	44	1.1	0.6	NU 2207E	NJ	NUP	-	-	61500	65000	8500	10000	-	40	43	46	50	65	-	-	1	0.6	0.446
	80	21	68.2	46.2	1.5	1.1	NU 307	NJ	NUP	N	NF	49500	47000	8000	9500	43.5	42	45	48	53	71.5	73	71	1.5	1	0.470
	80	21	-	46.2	1.5	1.1	NU 307E	NJ	NUP	-	-	66500	65500	7500	9500	-	42	45	48	53	71.5	-	-	1.5	1	0.490
	80	31	-	46.2	1.5	1.1	NU 2307	NJ	NUP	-	-	60500	60000	7200	8600	-	42	45	48	53	71.5	-	-	1.5	1	0.696
80	31	-	46.2	1.5	1.1	NU 2307E	NJ	NUP	-	-	99000	109000	6800	8500	-	42	45	48	53	71.5	-	-	1.5	1	0.780	

d: 35 ~ 55 mm



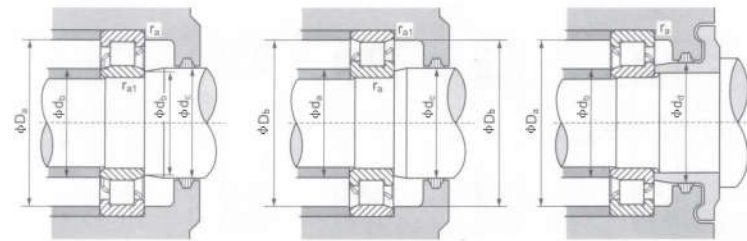
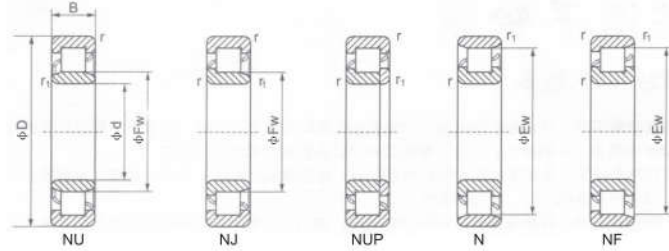
Principal Dimensions (mm)							Bearing Designations					Basic Load Ratings (N)		Limiting Speed (rpm)		Abutment and Fillet Dimensions (mm)										Weight (kg)
d	D	B	Ew	Fw	r (min)	r1 (min)	NU	NJ	NUP	N	NF	Dynamic Cr	Static Cor	Grease	Oil	da (min)	db (min)	db (max)	dc (min)	dc (max)	D0 (max)	D0 (max)	D0 (max)	ra (max)	ra1 (max)	
35	100	25	83	53	1.5	1.5	NU 407	NJ	NUP	N	NF	75000	69000	6700	8000	43.5	43.5	52	55	61	91.5	91.5	84	1.5	1.5	1.05
40	68	15	61	47	1	0.6	NU 1008	-	-	N	-	27300	29000	10000	12000	45	45	46	49	-	62	64	61.5	1	0.6	0.226
	80	18	70	50	1.1	1.1	NU 208	NJ	NUP	N	NF	43500	43000	8500	10000	47	47	49	52	56	73	73	72	1	1	0.369
	80	18	-	49.5	1.1	1.1	NU 208E	NJ	NUP	-	-	55500	55500	9500	9000	-	47	49	52	56	73	-	-	1	1	0.380
	80	23	-	50	1.1	1.1	NU 2208	NJ	NUP	-	-	58000	62000	7500	9000	-	47	49	52	56	73	-	-	1	1	0.490
	80	23	-	49.5	1.1	1.1	NU 2208E	NJ	NUP	-	-	72000	77500	7500	9000	-	47	49	52	56	73	-	-	1	1	0.743
	90	23	77.5	53.5	1.5	1.5	NU 308	NJ	NUP	N	NF	85800	57000	6700	8500	48.5	48.5	51	55	60	81.5	81.5	80	1.5	1.5	0.665
	90	23	-	52	1.5	1.5	NU 308E	NJ	NUP	-	-	83000	81500	6700	8000	-	48.5	51	55	60	81.5	-	-	1.5	1.5	0.670
	90	33	-	53.5	1.5	1.5	NU 2308	NJ	NUP	-	-	82000	88000	6500	7800	-	48.5	51	55	60	81.5	-	-	1.5	1.5	0.956
	90	33	-	52	1.5	1.5	NU 2308E	NJ	NUP	-	-	114000	122000	6400	7700	-	48.5	51	55	60	81.5	-	-	1.5	1.5	1.050
110	27	92	58	2	2	NU 408	NJ	NUP	N	NF	95500	89000	6000	7500	50	50	57	60	67	100	100	93	2	2	1.330	
45	75	16	67.5	52.5	1	0.6	NU 1009	-	-	N	-	32500	35000	9000	11000	50	50	52	54	-	69	71	68	1	0.6	0.284
	85	19	75	55	1.1	1.1	NU 209	NJ	NUP	N	NF	46000	47000	7500	9000	52	52	54	57	61	78	78	77	1	1	0.430
	85	19	-	54.5	1.1	1.1	NU 209E	NJ	NUP	-	-	63000	66500	7000	8500	-	52	54	57	61	78	-	-	1	1	0.440
	85	23	-	55	1.1	1.1	NU 2209	NJ	NUP	-	-	61500	67500	7400	8900	-	52	54	57	61	78	-	-	1	1	0.536
	85	23	-	54.5	1.1	1.1	NU 2209E	NJ	NUP	-	-	76000	84500	7000	8500	-	52	54	57	61	78	-	-	1	1	0.593
	100	25	86.5	58.5	1.5	1.5	NU 309	NJ	NUP	N	NF	78500	77500	6300	7500	53.5	53.5	57	60	66	91.5	91.5	89	1.5	1.5	0.871
	100	25	-	58.5	1.5	1.5	NU 309E	NJ	NUP	-	-	97500	98500	6000	7500	-	53.5	57	60	66	91.5	-	-	1.5	1.5	0.910
	100	36	-	58.5	1.5	1.5	NU 2309	NJ	NUP	-	-	99000	104000	6100	7300	-	53.5	57	60	66	91.5	-	-	1.5	1.5	1.250
	100	36	-	58.5	1.5	1.5	NU 2309E	NJ	NUP	-	-	137000	153000	6000	7200	-	53.5	57	60	66	91.5	-	-	1.5	1.5	1.400
120	29	100.5	64.5	2	2	NU 409	NJ	NUP	N	NF	107000	102000	5600	6700	55	55	63	66	74	110	110	102	2	2	1.670	
50	80	16	72.5	57.5	1	0.6	NU 1010	-	-	N	-	32000	36000	8500	10000	53	55	57	59	-	74	76	73	1	0.6	0.310
	90	20	80.4	60.4	1.1	1.1	NU 210	NJ	NUP	N	NF	48000	51000	7000	8500	57	57	58	62	67	83	83	83	1	1	0.481
	90	20	-	59.5	1.1	1.1	NU 210E	NJ	NUP	-	-	69000	76500	6400	7700	-	57	58	62	67	83	-	-	1	1	0.490
	90	23	-	60.4	1.1	1.1	NU 2210	NJ	NUP	-	-	64000	73500	6500	7800	-	57	58	62	67	83	-	-	1	1	0.580
	90	23	-	59.5	1.1	1.1	NU 2210E	NJ	NUP	-	-	83500	97000	6400	7700	-	57	58	62	67	83	-	-	1	1	0.632
	110	27	95	65	2	2	NU 310	NJ	NUP	N	NF	86500	86000	5600	6700	60	60	63	67	73	100	100	98	2	2	1.170
	110	27	-	65	2	2	NU 310E	NJ	NUP	-	-	110000	113000	5400	6500	-	60	63	67	73	100	-	-	2	2	1.170
	110	40	-	65	2	2	NU 2310	NJ	NUP	-	-	120000	131000	5400	6500	-	60	63	67	73	100	-	-	2	2	1.690
	110	40	-	65	2	2	NU 2310E	NJ	NUP	-	-	162000	187000	5400	6500	-	60	63	67	73	100	-	-	2	2	1.850
130	31	110.8	70.8	2.1	2.1	NU 410	NJ	NUP	N	NF	138000	136000	5000	6000	62	62	69	73	81	118	118	112	2	2	2.050	
55	90	18	80.5	64.5	1.1	1	NU 1011	-	-	N	-	37500	44000	7500	9000	61.5	61	63	66	-	83	85	81.5	1	1	0.449
	100	21	88.5	66.5	1.5	1.1	NU 211	NJ	NUP	N	NF	58000	62000	6300	7500	63.5	62	65	68	73	91.5	93	91	1.5	1	0.634
	100	21	-	66	1.5	1.1	NU 211E	NJ	NUP	-	-	86500	98500	5800	7000	-	62	65	68	73	91.5	-	-	1.5	1	0.670
	100	25	-	66.5	1.5	1.1	NU 2211	NJ	NUP	-	-	75000	87000	6200	7400	-	62	65	68	73	91.5	-	-	1.5	1	0.780
	100	25	-	66	1.5	1.1	NU 2211E	NJ	NUP	-	-	101000	122000	5800	7000	-	62	65	68	73	91.5	-	-	1.5	1	0.870
	120	29	104.5	70.5	2	2	NU 311	NJ	NUP	N	NF	110000	111000	5000	6300	65	65	69	72	80	110	110	107	2	2	1.430
	120	29	-	70.5	2	2	NU 311E	NJ	NUP	-	-	137000	143000	4800	5600	-	65	69	72	80	110	-	-	2	2	1.500

d: 55 ~ 75 mm



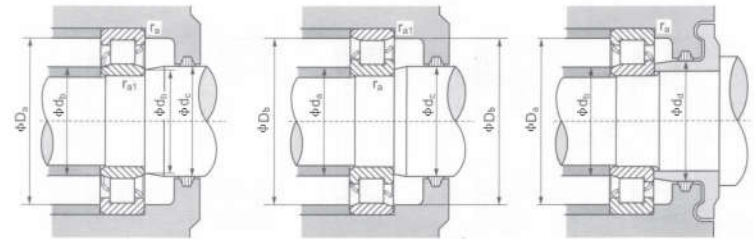
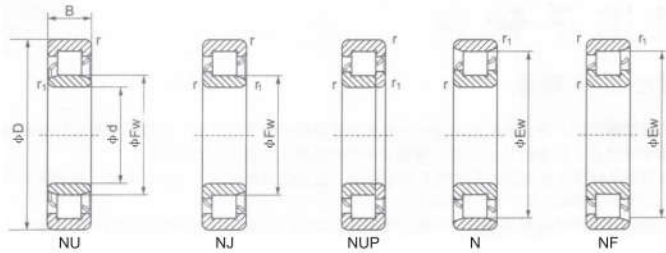
d	Principal Dimensions (mm)						Bearing Designations					Basic Load Ratings (N)		Limiting Speed (rpm)		Abutment and Fillet Dimensions (mm)										Weight (kg)
	D	B	Ew	Fw	r _(min)	r _{1(min)}	NU	NJ	NUP	N	NF	Dynamic Cr	Static Cor	Grease	Oil	d _a (min)	d _b (min) (max)		d _c (min)	d _s (min)	D ₀ (max)	D _b (max) (min)		r _a (max)	r _{a1} (max)	
55	120	43	-	70.5	2	2	NU 2311	NJ	NUP	-	-	148000	162000	4800	5600	-	65	69	72	80	110	-	-	2	2	2.10
	120	43	-	70.5	2	2	NU 2311E	NJ	NUP	-	-	201000	233000	4800	5600	-	65	69	72	80	110	-	-	2	2	2.35
	140	33	117.2	77.2	2.1	2.1	NU 411	NJ	NUP	N	NF	139000	138000	4800	5600	67	67	76	79	87	128	128	119	2	2	2.54
60	95	18	85.5	69.5	1.1	1	NU 1012	-	-	N	-	40000	48500	6700	8000	66.5	66	68	71	-	88	90	86.5	1	1	0.484
	110	22	97.5	73.5	1.5	1.5	NU 212	NJ	NUP	N	NF	68500	75000	5600	6700	68.5	68.5	71	75	80	101.5	101.5	100	1.5	1.5	0.835
	110	22	-	72	1.5	1.5	NU 212E	NJ	NUP	-	-	97500	107000	5000	6000	-	68.5	71	75	80	101.5	-	-	1.5	1.5	0.921
	110	28	-	73.5	1.5	1.5	NU 2212	NJ	NUP	-	-	96000	116000	5300	6300	-	68.5	71	75	80	101.5	-	-	1.5	1.5	1.07
	110	28	-	72	1.5	1.5	NU 2212E	NJ	NUP	-	-	131000	157000	5000	6000	-	68.5	71	75	80	101.5	-	-	1.5	1.5	1.23
	130	31	113	77	2.1	2.1	NU 312	NJ	NUP	N	NF	123000	126000	4800	5600	72	72	75	79	86	118	118	116	2	2	1.82
	130	31	-	77	2.1	2.1	NU 312E	NJ	NUP	-	-	150000	150000	4200	4800	-	72	75	79	86	118	-	-	2	2	1.87
	130	46	-	77	2.1	2.1	NU 2312	NJ	NUP	-	-	168000	188000	4300	5000	-	72	75	79	86	118	-	-	2	2	2.69
	130	46	-	77	2.1	2.1	NU 2312E	NJ	NUP	-	-	222000	262000	4200	4800	-	72	75	79	86	118	-	-	2	2	3.01
65	150	35	127	83	2.1	2.1	NU 412	NJ	NUP	N	NF	167000	168000	4300	5000	72	72	82	85	94	118	118	128	2	2	3.05
	100	18	90.5	74.5	1.1	1	NU 1013	-	-	N	-	41000	51000	6300	8000	71.5	71	73	75	-	93	95	91.5	1	1	0.514
	120	23	105.6	79.6	1.5	1.5	NU 213	NJ	NUP	N	NF	83500	94500	5300	6300	73.5	73.5	77	81	87	111.5	111.5	108	1.5	1.5	1.06
	120	23	-	78.5	1.5	1.5	NU 213E	NJ	NUP	-	-	107000	119000	4800	5600	-	73.5	77	81	87	111.5	-	-	1.5	1.5	1.18
	120	31	-	79.6	1.5	1.5	NU 2213	NJ	NUP	-	-	120000	149000	4800	6000	-	73.5	77	81	87	111.5	-	-	1.5	1.5	1.43
	120	31	-	78.5	1.5	1.5	NU 2213E	NJ	NUP	-	-	149000	181000	4800	6000	-	73.5	77	81	87	111.5	-	-	1.5	1.5	1.65
	140	33	121.5	83.5	2.1	2.1	NU 313	NJ	NUP	N	NF	135000	139000	4500	5300	77	77	81	85	93	128	128	125	2	2	2.27
	140	33	-	82.5	2.1	2.1	NU 313E	NJ	NUP	-	-	180000	191000	3800	4500	-	77	81	85	93	128	-	-	2	2	2.55
	140	48	-	83.5	2.1	2.1	NU 2313	NJ	NUP	-	-	187000	212000	4000	4800	-	77	81	85	93	128	-	-	2	2	3.25
70	140	48	-	82.5	2.1	2.1	NU 2313E	NJ	NUP	-	-	247000	287000	3800	4500	-	77	81	85	93	128	-	-	2	2	3.56
	160	37	135.3	89.3	2.1	2.1	NU 413	NJ	NUP	N	NF	195000	203000	4000	4800	77	77	88	91	100	148	148	137	2	2	3.68
	110	20	100	80	1.1	1	NU 1014	-	-	N	-	58500	70500	6000	7000	76.5	76	78	82	-	103	105	100.5	1	1	0.712
	125	24	110.5	84.5	1.5	1.5	NU 214	NJ	NUP	N	NF	83000	95000	5000	6000	78.5	78.5	82	86	92	116.5	116.5	114	1.5	1.5	1.16
	125	24	-	83.5	1.5	1.5	NU 214E	NJ	NUP	-	-	119000	137000	4600	5500	-	78.5	82	86	92	116.5	-	-	1.5	1.5	1.26
	125	31	-	84.5	1.5	1.5	NU 2214	NJ	NUP	-	-	119000	151000	4800	5600	-	78.5	82	86	92	116.5	-	-	1.5	1.5	1.52
	125	31	-	83.5	1.5	1.5	NU 2214E	NJ	NUP	-	-	156000	194000	4600	5500	-	78.5	82	86	92	116.5	-	-	1.5	1.5	1.68
	150	35	130	90	2.1	2.1	NU 314	NJ	NUP	N	NF	158000	220000	4000	4800	82	82	87	92	100	138	138	134	2	2	2.73
	150	35	-	89	2.1	2.1	NU 314E	NJ	NUP	-	-	205000	222000	3600	4300	-	82	87	92	100	138	-	-	2	2	3.15
75	150	51	-	90	2.1	2.1	NU 2314	NJ	NUP	-	-	223000	262000	3800	4500	-	82	87	92	100	138	-	-	2	2	3.97
	150	51	-	89	2.1	2.1	NU 2314E	NJ	NUP	-	-	274000	320000	3600	4300	-	82	87	92	100	138	-	-	2	2	4.30
	180	42	152	100	3	3	NU 414	NJ	NUP	N	NF	228000	235000	3600	4300	84	84	99	102	112	166	166	153	2.5	2.5	5.40
	115	20	105	85	1.1	1	NU 1015	-	-	N	-	60000	74500	5600	6700	81.5	81	83	87	-	108	110	105.5	1	1	0.745
	130	25	116.5	88.5	1.5	1.5	NU 215	NJ	NUP	N	NF	96000	111000	4800	6000	83.5	83.5	87	90	96	121.5	121.5	120	1.5	1.5	1.24

d: 75 ~ 95 mm



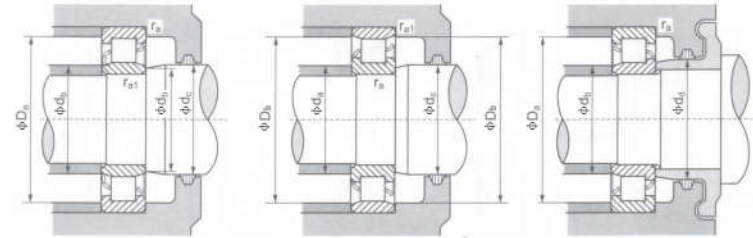
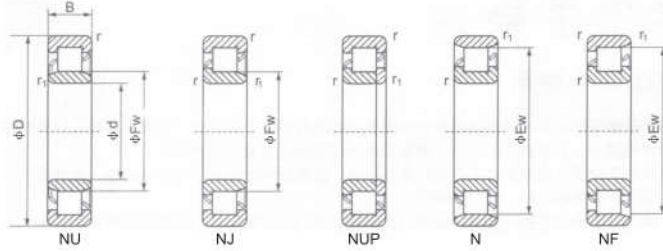
Principal Dimensions (mm)							Bearing Designations					Basic Load Ratings (N)		Limiting Speed (rpm)		Abutment and Fillet Dimensions (mm)										Weight (kg)
d	D	B	Ew	Fw	r (min)	r1 (min)	NU	NJ	NUP	N	NF	Dynamic Cr	Static Cor	Grease	Oil	d _a (min)	d _b (min) (max)	d _c (min)	d _s (min)	D ₀ (max)	D _b (max) (min)	r _a (max)	r _{a1} (max)			
75	160	37	139.5	95.5	2.1	2.1	NU 315	NJ	NUP	N	NF	190000	205000	3800	4800	87	87	93	97	106	148	148	143	2	2	3.21
	160	37	-	95	2.1	2.1	NU 315E	NJ	NUP	-	-	240000	263000	3400	4000	-	87	93	97	106	148	-	-	2	2	3.70
	160	55	-	95.5	2.1	2.1	NU 2315	NJ	NUP	-	-	258000	300000	3400	4300	-	87	93	97	106	148	-	-	2	2	4.84
	160	55	-	95	2.1	2.1	NU 2315E	NJ	NUP	-	-	330000	395000	3400	4300	-	87	93	97	106	148	-	-	2	2	5.30
	190	45	160.5	104.5	3	3	NU 415	NJ	NUP	N	NF	262000	274000	3400	4000	89	89	103	107	118	176	176	162	2.5	2.5	6.40
80	125	22	113.5	91.5	1.1	1	NU 1016	-	-	N	-	72500	90500	5300	6300	86.5	86	90	94	-	118	120	113.5	1	1	1.03
	140	26	125.3	95.3	2	2	NU 216	NJ	NUP	N	NF	106000	122000	4500	5300	90	90	94	97	104	130	130	128	2	2	1.53
	140	26	-	95.3	2	2	NU 216E	NJ	NUP	-	-	139000	167000	4000	4800	-	90	94	97	104	130	-	-	2	2	1.66
	140	33	-	95.3	2	2	NU 2216	NJ	NUP	-	-	147000	186000	4000	4800	-	90	94	97	104	130	-	-	2	2	1.96
	140	33	-	95.3	2	2	NU 2216E	NJ	NUP	-	-	186000	243000	4000	4800	-	90	94	97	104	130	-	-	2	2	2.15
	170	39	147	103	2.1	2.1	NU 316	NJ	NUP	N	NF	190000	207000	3600	4300	92	92	99	105	114	158	158	151	2	2	3.93
	170	39	-	101	2.1	2.1	NU 316E	NJ	NUP	-	-	256000	282000	3200	3800	-	92	99	105	114	158	-	-	2	2	4.38
	170	58	-	103	2.1	2.1	NU 2316	NJ	NUP	-	-	274000	330000	3200	3800	-	92	99	105	114	158	-	-	2	2	5.83
	170	58	-	101	2.1	2.1	NU 2316E	NJ	NUP	-	-	355000	430000	3200	3800	-	92	99	105	114	158	-	-	2	2	6.35
200	48	170	110	3	3	NU 416	NJ	NUP	N	NF	299000	315000	3200	3800	94	94	109	112	124	186	186	172	2.5	2.5	7.45	
85	130	22	118.5	96.5	1.1	1	NU 1017	-	-	N	-	74500	95500	5000	6000	91.5	91	95	99	-	123	125	118.5	1	1	1.06
	150	28	133.8	101.8	2	2	NU 217	NJ	NUP	N	NF	120000	140000	4300	5000	95	95	99	104	110	140	140	137	2	2	1.92
	150	28	-	100.5	2	2	NU 217E	NJ	NUP	-	-	167000	199000	3800	4500	-	95	99	104	110	140	-	-	2	2	2.10
	150	36	-	101.8	2	2	NU 2217	NJ	NUP	-	-	169000	218000	3800	4500	-	95	99	104	110	140	-	-	2	2	2.50
	150	36	-	100.5	2	2	NU 2217E	NJ	NUP	-	-	217000	279000	3800	4500	-	95	99	104	110	140	-	-	2	2	2.75
	180	41	156	108	3	3	NU 317	NJ	NUP	N	NF	224000	247000	3400	4000	99	99	106	110	119	166	166	160	2.5	2.5	4.54
	180	41	-	108	3	3	NU 317E	NJ	NUP	-	-	291000	330000	3000	3600	-	99	106	110	119	166	-	-	2.5	2.5	5.12
	180	60	-	108	3	3	NU 2317	NJ	NUP	-	-	315000	380000	3000	3600	-	99	106	110	119	166	-	-	2.5	2.5	6.62
	180	60	-	108	3	3	NU 2317E	NJ	NUP	-	-	390000	485000	3000	3600	-	99	106	110	119	166	-	-	2.5	2.5	7.35
210	52	177	113	4	4	NU 417	NJ	NUP	N	NF	330000	350000	3000	3600	103	103	111	115	128	192	192	179	3	3	9.10	
90	140	24	127	103	1.5	1.1	NU 1018	-	-	N	-	88000	114000	4800	5600	98	97	101	106	-	131.5	133.5	127.5	1.5	1	1.36
	160	30	143	107	2	2	NU 218	NJ	NUP	N	NF	152000	178000	3800	4500	100	100	105	109	116	150	150	146	2	2	2.30
	160	30	-	107	2	2	NU 218E	NJ	NUP	-	-	182000	217000	3400	4000	-	100	105	109	116	150	-	-	2	2	2.53
	160	40	-	107	2	2	NU 2218	NJ	NUP	-	-	207000	265000	3600	4300	-	100	105	109	116	150	-	-	2	2	3.10
	160	40	-	107	2	2	NU 2218E	NJ	NUP	-	-	242000	315000	3400	4000	-	100	105	109	116	150	-	-	2	2	3.48
	190	43	165	115	3	3	NU 318	NJ	NUP	N	NF	240000	265000	3200	3800	104	104	111	117	127	176	176	169	2.5	2.5	5.37
	190	43	-	113.5	3	3	NU 318E	NJ	NUP	-	-	315000	355000	2800	3200	-	104	111	117	127	176	-	-	2.5	2.5	5.92
	190	64	-	115	3	3	NU 2318	NJ	NUP	-	-	325000	395000	2800	3400	-	104	111	117	127	176	-	-	2.5	2.5	7.90
	190	64	-	113.5	3	3	NU 2318E	NJ	NUP	-	-	435000	535000	2600	3200	-	104	111	117	127	176	-	-	2.5	2.5	8.72
	225	54	191.5	123.5	4	4	NU 418	NJ	NUP	N	NF	365000	400000	2800	3400	108	108	122	125	139	207	207	194	3	3	10.6
95	145	24	132	108	1.5	1.1	NU 1019	-	-	N	-	90500	120000	4500	5300	103	102	106	111	-	136.5	138.5	132.5	1.5	1	1.42
	170	32	151.5	113.5	2.1	2.1	NU 219	NJ	NUP	N	NF	165000	195000	3600	4300	107	107	111	116	123	158	158	155	2	2	2.81
	170	32	-	112.5	2.1	2.1	NU 219E	NJ	NUP	-	-	222000	259000	3200	4000	-	107	111	116	123	158	-	-	2	2	3.08

d: 95 ~ 120 mm



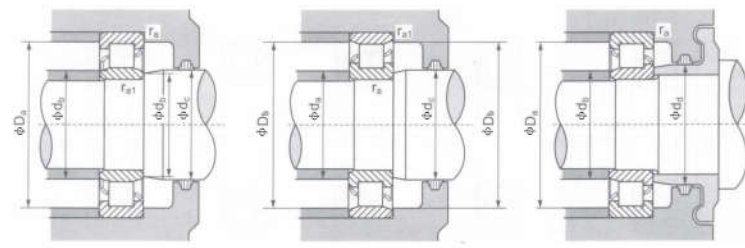
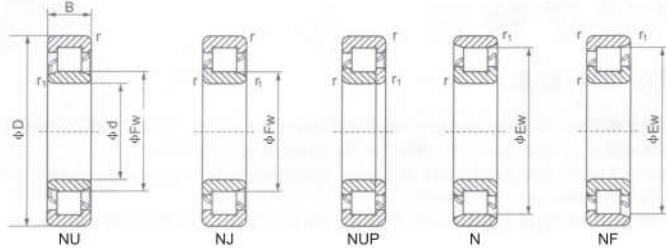
Principal Dimensions (mm)							Bearing Designations					Basic Load Ratings (N)		Limiting Speed (rpm)		Abutment and Fillet Dimensions (mm)										Weight (kg)
d	D	B	Ew	Fw	r (min)	r1 (min)	NU	NJ	NUP	N	NF	Dynamic Cr	Static Cor	Grease	Oil	da (min)	db (min)	db (max)	dc (min)	ds (min)	Da (max)	D0 (max)	D0 (min)	ra (max)	ra1 (max)	
95	170	43	-	113.5	2.1	2.1	NU 2219	NJ	NUP	-	-	230000	298000	3400	4000	-	107	111	116	123	158	-	-	2	2	
	170	43	-	112.5	2.1	2.1	NU 2219E	NJ	NUP	-	-	286000	370000	3200	4000	-	107	111	116	123	158	-	-	2	2	4.23
	200	45	173.5	121.5	3	3	NU 319	NJ	NUP	N	NF	258000	289000	3000	3600	109	109	119	124	134	186	186	178	2.5	2.5	6.23
	200	45	-	121.5	3	3	NU 319E	NJ	NUP	-	-	335000	385000	2400	3000	-	109	119	124	134	186	-	-	2.5	2.5	6.92
	200	67	-	121.5	3	3	NU 2319	NJ	NUP	-	-	370000	460000	2600	3200	-	109	119	124	134	186	-	-	2.5	2.5	9.39
	200	67	-	121.5	3	3	NU 2319E	NJ	NUP	-	-	460000	585000	2400	3000	-	109	119	124	134	186	-	-	2.5	2.5	10.3
240	55	201.5	133.5	4	4	NU 419	NJ	NUP	N	NF	400000	445000	2600	3200	113	113	132	136	149	222	222	204	3	3	14.0	
100	150	24	137	113	1.5	1.1	NU 1020	-	-	N	-	87000	116000	4300	5300	108	107	111	116	-	141.5	143.5	137.5	1.5	1	1.48
	180	34	160	120	2.1	2.1	NU 220	NJ	NUP	N	NF	183000	217000	3400	4300	112	112	117	122	130	168	168	164	2	2	3.30
	180	34	-	119	2.1	2.1	NU 220E	NJ	NUP	-	-	250000	305000	3200	3800	-	112	117	122	130	168	-	-	2	2	3.73
	180	46	-	120	2.1	2.1	NU 2220	NJ	NUP	-	-	257000	335000	3200	3800	-	112	117	122	130	168	-	-	2	2	4.67
	180	46	-	119	2.1	2.1	NU 2220E	NJ	NUP	-	-	335000	445000	3200	3800	-	112	117	122	130	168	-	-	2	2	5.13
	215	47	185.5	129.5	3	3	NU 320	NJ	NUP	N	NF	300000	335000	2800	3400	114	114	125	132	143	201	201	190	2.5	2.5	7.70
	215	47	-	127.5	3	3	NU 320E	NJ	NUP	-	-	380000	425000	2200	2800	-	114	125	132	143	201	-	-	2.5	2.5	8.45
	215	73	-	129.5	3	3	NU 2320	NJ	NUP	-	-	435000	545000	2400	3000	-	114	125	132	143	201	-	-	2.5	2.5	11.9
215	73	-	127.5	3	3	NU 2320E	NJ	NUP	-	-	570000	715000	2200	2800	-	114	125	132	143	201	-	-	2.5	2.5	12.9	
250	58	211	139	4	4	NU 420	NJ	NUP	N	NF	445000	500000	2400	3000	118	118	137	141	156	232	232	213	3	3	14.4	
105	160	26	145.5	119.5	2	1.1	NU 1021	-	-	N	-	101000	149000	4000	4800	114	112	118	122	-	150	153.5	146.5	2	1	1.88
	190	36	168.8	126.8	2.1	2.1	NU 221	NJ	NUP	N	NF	202000	241000	3200	3800	117	117	124	129	137	178	178	173	2	2	4.03
	225	49	195	135	3	3	NU 321	NJ	NUP	N	NF	340000	385000	2600	3200	119	119	132	137	149	211	211	199	2.5	2.5	8.73
	260	60	220.5	144.5	4	4	NU 421	NJ	NUP	N	NF	495000	555000	2400	2800	123	123	143	147	162	242	242	223	3	3	19.5
110	170	28	155	125	2	1.1	NU 1022	-	-	N	-	127000	166000	3800	4500	119	117	124	128	-	160	163.5	156	2	1	2.34
	200	38	178.5	132.5	2.1	2.1	NU 222	NJ	NUP	N	NF	240000	290000	3000	3600	122	122	130	135	144	188	188	182	2	2	4.64
	200	38	-	132.5	2.1	2.1	NU 222E	NJ	NUP	-	-	293000	365000	2600	3200	-	122	130	135	144	188	-	-	2	2	5.17
	200	53	-	132.5	2.1	2.1	NU 2222	NJ	NUP	-	-	320000	440000	2800	3400	-	122	130	135	144	188	-	-	2	2	6.93
	200	53	-	132.5	2.1	2.1	NU 2222E	NJ	NUP	-	-	385000	515000	2600	3200	-	122	130	135	144	188	-	-	2	2	7.32
	240	50	207	143	3	3	NU 322	NJ	NUP	N	NF	380000	435000	2400	3000	124	124	140	145	158	226	226	211	2.5	2.5	10.4
	240	50	-	143	3	3	NU 322E	NJ	NUP	-	-	450000	525000	2200	2800	-	124	140	145	158	226	-	-	2.5	2.5	11.1
	240	80	-	143	3	3	NU 2322	NJ	NUP	-	-	570000	730000	2000	2600	-	124	140	145	158	226	-	-	2.5	2.5	18.8
	240	80	-	143	3	3	NU 2322E	NJ	NUP	-	-	670000	880000	2000	2600	-	124	140	145	158	226	-	-	2.5	2.5	18.5
	280	65	235	155	4	4	NU 422	NJ	NUP	N	NF	545000	620000	2000	2600	128	128	153	157	173	262	262	237	3	3	20.5
120	180	28	165	135	2	1.1	NU 1024	-	-	N	-	131000	191000	3400	4000	129	127	134	138	-	170	173.5	166	2	1	2.51
	215	40	191.5	143.5	2.1	2.1	NU 224	NJ	NUP	N	NF	260000	320000	2800	3400	132	132	141	146	156	203	203	196	2	2	5.61
	215	40	-	143.5	2.1	2.1	NU 224E	NJ	NUP	-	-	335000	420000	2400	3000	-	132	141	146	156	203	-	-	2	2	6.25
	215	58	-	143.5	2.1	2.1	NU 224A	NJ	NUP	-	-	365000	490000	2600	3200	-	132	141	146	156	203	-	-	2	2	8.56
	215	58	-	143.5	2.1	2.1	NU 224AE	NJ	NUP	-	-	450000	620000	2400	3000	-	132	141	146	156	203	-	-	2	2	9.35
	260	55	226	154	3	3	NU 324	NJ	NUP	N	NF	445000	510000	2200	2800	134	134	151	156	171	246	246	230	2.5	2.5	15.4
	260	55	-	154	3	3	NU 324E	NJ	NUP	-	-	525000	610000	1900	2400	-	134	151	156	171	246	-	-	2.5	2.5	15.2

d: 120 ~ 160 mm



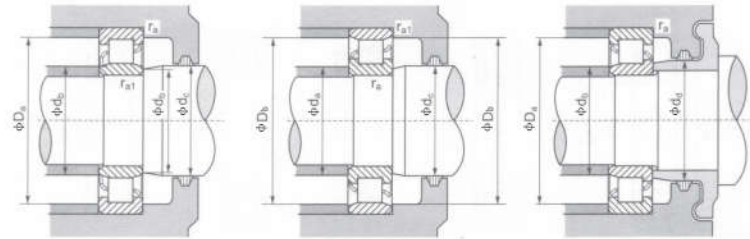
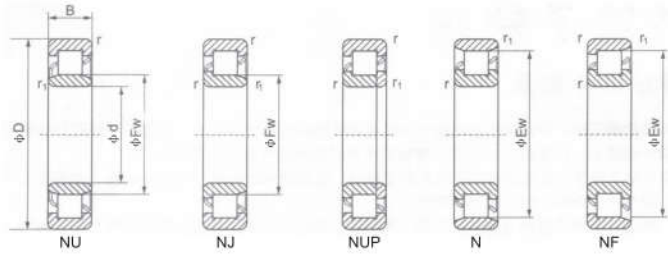
Principal Dimensions (mm)							Bearing Designations					Basic Load Ratings (N)		Limiting Speed (rpm)		Abutment and Fillet Dimensions (mm)								Weight (kg)		
d	D	B	Ew	Fw	r (min)	r1 (min)	NU	NJ	NUP	N	NF	Dynamic Cr	Static Cor	Grease	Oil	da (min)	db (min) (max)	dc (min)	ds (min)	Dd (max)	Db (max) (min)	ra (max)	ra1 (max)			
120	260	86	-	154	3	3	NU 2324	NJ	NUP	-	-	710000	915000	1900	2400	-	134	151	156	171	246	-	-	2.5	2.5	23.1
	260	86	-	154	3	3	NU 2324E	NJ	NUP	-	-	790000	1030000	1900	2400	-	134	151	156	171	246	-	-	2.5	2.5	22.9
	310	72	260	170	5	5	NU 424	NJ	NUP	N	NF	670000	770000	1900	2400	142	142	168	172	190	288	288	262	4	4	28.7
130	200	33	182	148	2	1.1	NU 1026	-	-	N	-	172000	238000	3200	3800	139	137	146	151	-	190	193.5	183	2	1	3.83
	230	40	204	156	3	3	NU 226	NJ	NUP	N	NF	270000	340000	2600	3200	144	144	151	158	168	216	216	208	2.5	2.5	7.60
	230	40	-	153.5	3	3	NU 226E	NJ	NUP	-	-	365000	455000	2200	2800	-	144	151	158	168	216	-	-	2.5	2.5	7.50
	230	64	-	156	3	3	NU 2226	NJ	NUP	-	-	380000	530000	2200	2800	-	144	151	158	168	216	-	-	2.5	2.5	11.2
	230	64	-	153.5	3	3	NU 2226E	NJ	NUP	-	-	530000	735000	2200	2800	-	144	151	158	168	216	-	-	2.5	2.5	12.5
	280	58	243	167	4	4	NU 326	NJ	NUP	N	NF	555000	665000	2000	2600	148	148	164	169	184	262	262	247	3	3	18.2
	280	58	-	167	4	4	NU 326E	NJ	NUP	-	-	615000	735000	1800	2200	-	148	164	169	184	262	-	-	3	3	18.5
	280	93	-	167	4	4	NU 2326	NJ	NUP	-	-	790000	1040000	1800	2200	-	148	164	169	184	262	-	-	3	3	29.1
	280	93	-	167	4	4	NU 2326E	NJ	NUP	-	-	920000	1230000	1800	2200	-	148	164	169	184	262	-	-	3	3	28.5
340	78	285	185	5	5	NU 426	NJ	NUP	N	NF	820000	955000	1700	2200	152	152	183	187	208	318	318	287	4	4	36.9	
140	210	33	192	158	2	1.1	NU 1028	-	-	N	-	170000	239000	3000	3600	149	147	156	161	-	200	203.5	193	2	1	4.07
	250	42	221	169	3	3	NU 228	NJ	NUP	N	NF	310000	420000	2400	3000	154	154	166	171	182	236	236	228	2.5	2.5	9.49
	250	42	-	169	3	3	NU 228E	NJ	NUP	-	-	390000	515000	2000	2600	-	154	166	171	182	236	-	-	2.5	2.5	8.90
	250	68	-	169	3	3	NU 2228	NJ	NUP	-	-	465000	670000	2000	2600	-	154	166	171	182	236	-	-	2.5	2.5	14.3
	250	68	-	169	3	3	NU 2228E	NJ	NUP	-	-	570000	835000	2000	2600	-	154	166	171	182	236	-	-	2.5	2.5	14.9
	300	62	260	180	4	4	NU 328	NJ	NUP	N	NF	595000	745000	1900	2400	158	158	176	182	198	282	282	268	3	3	22.4
	300	62	-	180	4	4	NU 328E	NJ	NUP	-	-	660000	795000	1800	2200	-	158	176	182	198	282	-	-	3	3	21.8
	300	102	-	180	4	4	NU 2328	NJ	NUP	-	-	920000	1250000	1800	2200	-	158	176	182	198	282	-	-	3	3	36.8
	300	102	-	180	4	4	NU 2328E	NJ	NUP	-	-	1020000	1380000	1800	2200	-	158	176	182	198	282	-	-	3	3	35.9
360	82	302	198	5	5	NU 428	NJ	NUP	N	NF	875000	1020000	1500	1900	162	162	195	200	222	338	338	304	4	4	48.0	
150	225	35	205.5	169.5	2.1	1.5	NU 1030	-	-	N	-	202000	294000	2600	3200	161	158.5	167	173	-	213	217	207	2	1.5	4.90
	270	45	238	182	3	3	NU 230	NJ	NUP	N	NF	375000	490000	2000	2600	164	164	179	184	196	256	256	245	2.5	2.5	11.9
	270	45	-	182	3	3	NU 230E	NJ	NUP	-	-	445000	595000	1900	2400	-	164	179	184	196	256	-	-	2.5	2.5	11.5
	270	73	-	182	3	3	NU 2230	NJ	NUP	-	-	545000	800000	1900	2400	-	164	179	184	196	256	-	-	2.5	2.5	18.7
	270	73	-	182	3	3	NU 2230E	NJ	NUP	-	-	660000	990000	1900	2400	-	164	179	184	196	256	-	-	2.5	2.5	18.5
	320	65	277	193	4	4	NU 330	NJ	NUP	N	NF	660000	805000	1700	2000	168	168	190	195	213	302	302	287	3	3	26.5
	320	65	-	193	4	4	NU 330E	NJ	NUP	-	-	755000	920000	1600	1900	-	168	190	195	213	302	-	-	3	3	28.8
	320	108	-	193	4	4	NU 2330	NJ	NUP	-	-	1020000	1400000	1700	2000	-	168	190	195	213	302	-	-	3	3	44.7
	320	108	-	193	4	4	NU 2330E	NJ	NUP	-	-	1160000	1600000	1600	1900	-	168	190	195	213	302	-	-	3	3	48.2
380	85	317	213	5	5	NU 430	NJ	NUP	N	NF	930000	1120000	1600	1900	172	172	210	216	237	358	358	319	4	4	54.5	
160	240	38	220	180	2.1	1.5	NU 1032E	-	-	N	-	229000	340000	2400	3000	171	168.5	178	184	-	228	232	220	2	1.5	6.01
	290	48	255	195	3	3	NU 232	NJ	NUP	N	NF	425000	570000	2200	2600	174	174	192	197	210	276	276	262	2.5	2.5	14.5
	290	48	-	195	3	3	NU 232E	NJ	NUP	-	-	500000	665000	1900	2200	-	174	192	197	210	276	-	-	2.5	2.5	15.6
	290	80	-	195	3	3	NU 2232	NJ	NUP	-	-	630000	940000	1800	2200	-	174	192	197	210	276	-	-	2.5	2.5	24.1
	290	80	-	193	3	3	NU 2232E	NJ	NUP	-	-	810000	1190000	1700	2000	-	174	192	197	210	276	-	-	2.5	2.5	25.9

d: 160 ~ 240 mm



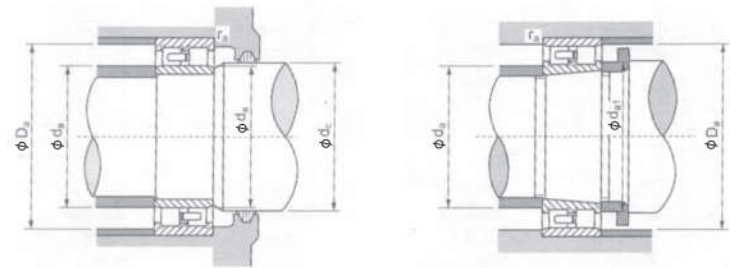
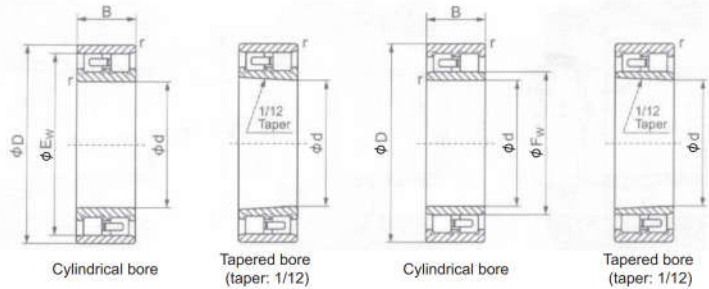
Principal Dimensions (mm)							Bearing Designations					Basic Load Ratings (N)		Limiting Speed (rpm)		Abutment and Fillet Dimensions (mm)										Weight (kg)
d	D	B	Ew	Fw	r (min)	r1 (min)	NU	NJ	NUP	N	NF	Dynamic Cr	Static Cor	Grease	Oil	da (min)	db (min)	db (max)	dc (min)	dc (max)	Ds (min)	Ds (max)	Ds (max)	Ds (min)	ra (max)	
160	340	68	292	208	4	4	NU 332	NJ	NUP	N	NF	695000	875000	1600	1900	178	178	200	211	228	322	322	304	3	3	31.2
	340	68	-	204	4	4	NU 332E	NJ	NUP	-	-	855000	1050000	1700	2000	-	178	200	211	228	322	-	-	3	3	34.1
	340	114	-	208	4	4	NU 2332	NJ	NUP	-	-	1040000	1460000	1500	1800	-	178	200	211	228	322	-	-	3	3	52.5
	340	114	-	204	4	4	NU 2332E	NJ	NUP	-	-	1310000	1820000	1600	1900	-	178	200	211	228	322	-	-	3	3	57.2
170	260	42	237	193	2.1	2.1	NU 1034	-	-	N	-	287000	415000	2200	2800	181	182	190	197	-	248	249	237	2	2	8.02
	310	52	272	208	4	4	NU 234	NJ	NUP	N	NF	475000	635000	1800	2200	188	188	204	211	223	292	292	284	3	3	17.9
	310	52	-	207	4	4	NU 234E	NJ	NUP	-	-	605000	800000	1900	2300	-	188	204	211	223	292	-	-	3	3	19.3
	310	86	-	208	4	4	NU 2234	NJ	NUP	-	-	725000	1100000	1800	2200	-	188	204	211	223	292	-	-	3	3	29.6
	310	86	-	205	4	4	NU 2234E	NJ	NUP	-	-	970000	1400000	1900	2300	-	188	204	211	223	292	-	-	3	3	31.9
	360	72	310	220	4	4	NU 334	NJ	NUP	N	NF	795000	1010000	1600	1800	188	188	216	223	241	342	342	314	3	3	37.1
	360	120	-	220	4	4	NU 2334	NJ	NUP	-	-	1170000	1630000	1400	1700	-	188	216	223	241	342	-	-	3	3	62.7
180	280	46	255	205	2.1	2.1	NU 1036	-	-	N	-	355000	510000	2100	2600	191	192	203	209	-	268	269	256	2	2	10.8
	320	52	282	218	4	4	NU 236	NJ	NUP	N	NF	490000	675000	1700	2000	198	198	214	221	233	302	302	294	3	3	19.3
	320	52	-	217	4	4	NU 236E	NJ	NUP	-	-	625000	850000	1800	2200	-	198	214	221	233	302	-	-	3	3	20.5
	320	86	-	218	4	4	NU 2236	NJ	NUP	-	-	775000	1210000	1700	2000	-	198	214	221	233	302	-	-	3	3	30.4
	320	86	-	215	4	4	NU 2236E	NJ	NUP	-	-	1010000	1510000	1800	2200	-	198	214	221	233	302	-	-	3	3	34.5
	380	75	328	232	4	4	NU 336	NJ	NUP	N	NF	900000	1150000	1500	1800	198	198	227	235	255	362	362	332	3	3	42.8
	380	126	-	232	4	4	NU 2336	NJ	NUP	-	-	1310000	1860000	1300	1600	-	198	227	235	255	362	-	-	3	3	73.1
190	290	46	265	215	2.1	2.1	NU 1038	-	-	N	-	365000	535000	2000	2600	201	202	213	219	-	278	279	266	2	2	11.2
	340	55	299	231	4	4	NU 238	NJ	NUP	N	NF	555000	770000	1600	2200	208	208	227	234	247	322	322	311	3	3	22.6
	340	55	-	230	4	4	NU 238E	NJ	NUP	-	-	695000	955000	1700	2000	-	208	227	234	247	322	-	-	3	3	26.0
	340	92	-	231	4	4	NU 2238	NJ	NUP	-	-	825000	1290000	1600	1900	-	208	227	234	247	322	-	-	3	3	37.5
	340	92	-	228	4	4	NU 2238E	NJ	NUP	-	-	1100000	1670000	1700	2000	-	208	227	234	247	322	-	-	3	3	45.2
	400	78	345	245	5	5	NU 338	NJ	NUP	N	NF	975000	1260000	1400	1700	212	212	240	248	268	378	378	349	4	4	49.4
	400	132	-	245	5	5	NU 2338	NJ	NUP	-	-	1440000	2070000	1200	1500	-	212	240	248	268	378	-	-	4	4	85.0
200	310	51	281	229	2.1	2.1	NU 1040	-	-	N	-	390000	580000	1900	2400	211	212	226	233	-	298	299	283	2	2	14.4
	360	58	316	244	4	4	NU 240	NJ	NUP	N	NF	615000	865000	1500	1800	218	218	240	247	261	342	342	328	3	3	26.8
	360	58	-	243	4	4	NU 240E	NJ	NUP	-	-	765000	1060000	1600	1900	-	218	240	247	261	342	-	-	3	3	29.5
	360	98	-	244	4	4	NU 2240	NJ	NUP	-	-	920000	1440000	1500	1800	-	218	240	247	261	342	-	-	3	3	45.4
	360	98	-	241	4	4	NU 2240E	NJ	NUP	-	-	1210000	1870000	1500	1700	-	218	240	247	261	342	-	-	3	3	52.3
	420	80	360	260	5	5	NU 340	NJ	NUP	N	NF	975000	1270000	1300	1600	222	222	254	263	283	398	398	364	4	4	55.8
	420	138	-	260	5	5	NU 2340	NJ	NUP	-	-	1440000	2090000	1100	1400	-	222	254	263	283	398	-	-	4	4	96.8
220	340	56	310	250	3	3	NU 1044	-	-	N	-	480000	750000	1800	2300	233	234	248	254	-	326	327	311	2.5	2.5	18.8
	400	65	350	270	4	4	NU 244	NJ	NUP	N	NF	760000	1080000	1500	1700	238	238	266	273	289	382	382	362	3	3	37.8
	400	108	-	270	4	4	NU 2244	NJ	NUP	-	-	1130000	1810000	1400	1700	-	238	266	273	289	382	-	-	3	3	61.8
	460	88	396	284	5	5	NU 344	NJ	NUP	N	NF	1200000	1570000	1200	1500	242	242	279	287	307	438	438	400	4	4	73.6
240	360	56	330	270	3	3	NU 1048	-	-	N	-	530000	820000	1700	2100	253	254	268	275	-	346	347	331	2.5	2.5	20.4
	440	72	385	295	4	4	NU 248	NJ	NUP	N	NF	935000	1340000	1400	1600	258	258	293	298	316	422	422	397	3	3	51.1

d: 240 ~ 500 mm



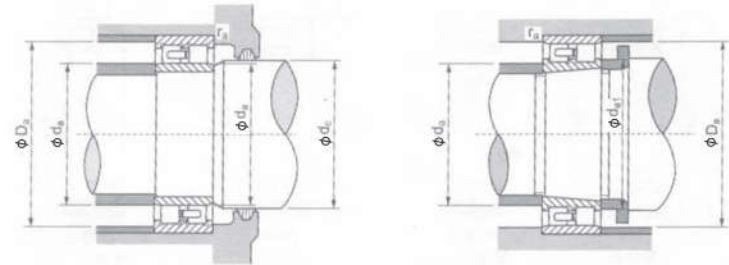
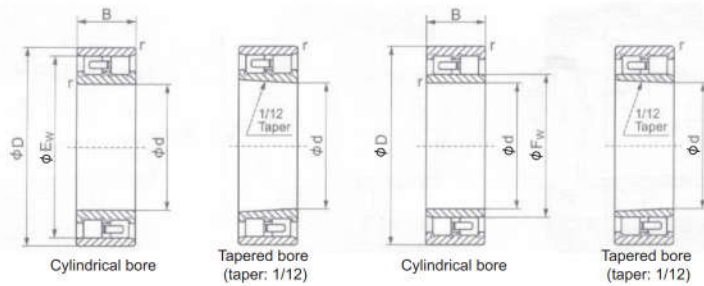
Principal Dimensions (mm)							Bearing Designations					Basic Load Ratings (N)		Limiting Speed (rpm)		Abutment and Fillet Dimensions (mm)										Weight (kg)		
d	D	B	Ew	Fw	r (min)	r1 (min)	NU	NJ	NUP	N	NF	Dynamic Cr	Static Cor	Grease	Oil	da (min)	db (min)	db (max)	dc (min)	dc (max)	Dd (min)	Dd (max)	Dh (min)	Dh (max)	ra (min)		ra (max)	ra1 (min)
240	440	120	-	295	4	4	NU 2248	NJ	NUP	-	-	1430000	2320000	1300	1600	-	258	293	298	316	422	-	-	3	3	83.5		
	500	95	430	310	5	5	NU 348	NJ	NUP	N	NF	1430000	1950000	1100	1300	262	262	305	313	333	478	478	434	4	4	93.0		
260	400	65	364	296	4	4	NU 1052	-	-	N	-	645000	1000000	1600	1800	278	278	292	300	-	382	382	365	3	3	29.6		
	480	80	420	320	5	5	NU 252	NJ	NUP	N	NF	1140000	1660000	1300	1500	282	282	318	323	343	458	458	432	4	4	69.0		
	480	130	-	320	5	5	NU 2252	NJ	NUP	-	-	1780000	2930000	1100	1300	-	282	318	323	343	458	458	-	4	4	106		
	540	102	464	336	6	6	NU 352	NJ	NUP	N	NF	1620000	2230000	1000	1200	288	288	331	339	359	512	512	468	5	5	117		
280	420	65	384	316	4	4	NU 1056	-	-	N	-	630000	1000000	1500	1700	298	298	313	320	-	402	402	385	3	3	33.0		
	500	80	440	340	5	5	NU 256	NJ	NUP	N	NF	1140000	1680000	1200	1400	302	302	336	343	365	478	478	452	4	4	71.5		
300	460	74	420	340	4	4	NU 1060	-	-	N	-	845000	1340000	1400	1500	318	318	337	344	-	442	442	421	3	3	44.7		
	540	85	476	364	5	5	NU 260	NJ	NUP	N	NF	1400000	2070000	1100	1300	322	322	361	368	392	518	518	487	4	4	88.9		
320	480	74	440	360	4	4	NU 1064	-	-	N	-	870000	1410000	1300	1400	338	338	356	365	-	462	462	441	3	3	49.3		
	580	92	510	390	5	5	NU 264	NJ	NUP	N	NF	1600000	2390000	1000	1200	342	342	386	393	419	558	558	522	4	4	113		
340	520	82	475	385	5	5	NU 1068	-	-	N	-	1050000	1670000	1200	1300	362	362	381	390	-	498	498	476	4	4	65.9		
360	540	82	495	405	5	5	NU 1072	-	-	N	-	1070000	1750000	1100	1250	382	382	401	410	-	518	518	496	4	4	68.8		
380	560	82	515	425	5	5	NU 1076	-	-	N	-	1100000	1840000	1000	1200	402	402	421	430	-	538	538	516	4	4	72.3		
400	600	90	550	450	5	5	NU 1080	-	-	N	-	1350000	2280000	950	1100	422	422	446	455	-	578	578	551	4	4	92.5		
420	620	90	570	470	5	5	NU 1084	-	-	N	-	1390000	2380000	900	1100	422	422	466	475	-	598	598	571	4	4	97.6		
440	650	94	597	493	6	6	NU 1088	-	-	N	-	1530000	2430000	850	1050	468	468	489	498	-	622	622	598	5	5	112		
460	680	100	624	516	6	6	NU 1092	-	-	N	-	1630000	2630000	800	1000	488	488	512	520	-	652	652	625	5	5	130		
480	700	100	644	536	6	6	NU 1096	-	-	N	-	1590000	2750000	780	950	508	508	532	541	-	672	672	645	5	5	135		
500	720	100	664	556	6	6	NU 10/500	-	-	N	-	1700000	2870000	750	900	528	528	552	561	-	692	692	665	5	5	140		

d: 25 ~ 180 mm



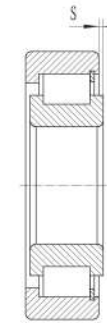
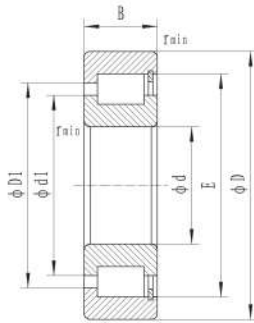
Principal Dimensions (mm)						Bearing Designations		Basic Load Ratings (N)		Limiting Speed (rpm)		Abutment and Fillet Dimensions (mm)						Weight (kg)	
d	D	B	Ew	Fw	r _(min)	Cylindrical Bore	Tapered Bore	Dynamic C _r	Static C _{or}	Grease	Oil	da		d _{a1} (min)	d _c (min)	Da			r _a (max)
		(min)	(max)									(min)	(max)	(min)	(min)	(max)	(min)		(max)
25	47	16	41.3		0.6	NN3005	NN3005K	25700	30000	15000	17000	30		30		42	41.8	0.6	0.123
30	55	19	48.5		1	NN3006	NN3006K	30500	37000	12000	15000	36		37		49	49	1	0.199
35	62	20	55		1	NN3007	NN3007K	39000	50000	11000	13000	41		42		56	56	1	0.258
40	68	21	61		1	NN3008	NN3008K	43000	55500	9800	11000	46		48		62	62	1	0.312
45	75	23	67.5		1	NN3009	NN3009K	49500	65500	8800	10000	51		52		69	69	1	0.405
50	80	23	72.5		1	NN3010	NN3010K	52500	72500	8200	9600	56		58		74	74	1	0.454
55	90	26	81		1.1	NN3011	NN3011K	69000	96500	7300	8600	62		64		83	82	1	0.651
60	95	26	86.1		1.1	NN3012	NN3012K	73000	106000	6800	8000	67		68		88	87	1	0.704
65	100	26	91		1.1	NN3013	NN3013K	76500	116000	6400	7600	72		74		93	92	1	0.758
70	110	30	100		1.1	NN3014	NN3014K	97000	148000	5700	6800	77		78		103	101	1	1.04
75	115	30	105		1.1	NN3015	NN3015K	96000	149000	5500	6400	82		84		108	106	1	1.14
80	125	34	113		1.1	NN3016	NN3016K	118000	186000	5000	6000	87		90		118	114	1	1.52
85	130	34	118		1.1	NN3017	NN3017K	125000	201000	4800	5600	92		96		123	119	1	1.61
90	140	37	127		1.5	NN3018	NN3018K	142000	228000	4500	5200	98.5		100		131.5	129	1.5	2.07
95	145	37	132		1.5	NN3019	NN3019K	150000	246000	4300	5000	103.5		106		136.5	134	1.5	2.17
100	140	40	-	113	1.1	NUU4920	NUU4920K	155000	305000	4200	5000	106.5	111	110	115	133.5	-	1	1.77
	150	37	137	-	1.5	NN3020	NN3020K	156000	265000	4000	4700	108.5	-	112	-	141.5	139	1.5	2.26
105	145	40	-	118	1.1	NUU4921	NUU4921K	161000	325000	4000	4800	111.5	116	115	120	138.5	-	1	1.85
	160	41	146	-	2	NN3021	NN3021K	197000	320000	3800	4400	115	-	116	-	150	148	2	2.89
110	150	40	-	123	1.1	NUU4922	NUU4922K	165000	335000	3900	4600	116.5	121	120	125	143.5	-	1	1.93
	170	45	155	-	2	NN3022	NN3022K	227000	375000	3600	4200	120	-	122	-	160	157	2	3.68
120	165	45	-	134.5	1.1	NUU4924	NUU4924K	183000	360000	3500	4200	126.5	133	130	137	158.5	-	1	2.65
	180	46	165	-	2	NN3024	NN3024K	238000	405000	3300	3900	130	-	132	-	170	167	2	3.98
130	180	50	-	146	1.5	NUU4926	NUU4926K	275000	565000	3200	3800	138	144	142	148	172	-	1.5	3.55
	200	52	182	-	2	NU3026	NU3026K	283000	475000	3000	3500	140	-	144	-	190	183	2	5.92
140	190	50	-	156	1.5	NUU4928	NUU4928K	281000	585000	3000	3600	148	154	151	158	182	-	1.5	3.80
	210	53	192	-	2	NU3028	NU3028K	297000	515000	2800	3300	150	-	154	-	200	194	2	6.44
150	210	60	-	168.5	2	NUU4930	NUU4930K	350000	715000	2700	3300	159	166	162	171	201	-	2	5.95
	225	56	206	-	2.1	NU3030	NU3030K	335000	585000	2600	3100	162	-	164	-	213	208	2	7.81
160	220	60	-	178.5	2	NUU4932	NUU4932K	365000	760000	2600	3100	169	176	172	182	211	-	2	6.25
	240	60	219	-	2.1	NU3032	NU3032K	370000	660000	2500	2900	172	-	174	-	228	221	2	8.92
170	230	60	-	188.5	2	NUU4934	NUU4934K	375000	805000	2400	2900	179	186	182	192	221	-	2	6.60
	260	67	236	-	2.1	NU3034	NU3034K	450000	805000	2300	2700	182	-	184	-	248	238	2	12.6
180	250	69	-	202	2	NUU4936	NUU4936K	480000	1020000	2200	2700	189	199	194	205	241	-	2	9.50

d: 180 ~ 320 mm



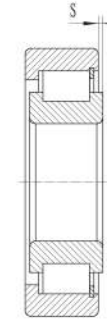
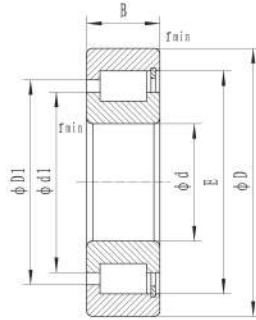
Principal Dimensions (mm)						Bearing Designations		Basic Load Ratings (N)		Limiting Speed (rpm)		Abutment and Fillet Dimensions (mm)						Weight (kg)	
d	D	B	Ew	Fw	r (min)	Cylindrical Bore	Tapered Bore	Dynamic Cr	Static Cor	Grease	Oil	da		d _{o1} (min)	d _c (min)	Da			r _a (max)
												(min)	(max)			(max)	(min)		
180	280	74	255	-	2.1	NN3036	NN3036K	560000	995000	2100	2500	192	-	196	-	268	257	2	16.6
	260	69	-	212	2	NNU4938	NNU4938K	485000	1060000			2100	2600	199	209	204	215	251	-
190	290	75	265	-	2.1	NN3038	NN3038K	590000	1080000	2000	2400	202	-	206	-	278	267	2	17.5
	280	80	-	225	2.1	NNU4940	NNU4940K	570000	1220000			2000	2400	211	222	214	228	269	-
200	310	82	282	-	2.1	NN3040	NN3040K	650000	1170000	1900	2200	212	-	216	-	298	285	2	21.6
	300	80	-	245	2.1	NNU4944	NNU4944K	595000	1330000			1800	2200	231	242	234	248	289	-
220	340	90	310	-	3	NN3044	NN3044K	810000	1480000	1700	2000	234	-	238	-	326	313	2.5	28.4
	320	80	-	265	2.1	NNU4948	NNU4948K	610000	1410000			1700	2000	251	262	254	269	309	-
240	360	92	330	-	3	NN3048	NN3048K	850000	1600000	1600	1900	254	-	256	-	346	333	2.5	31.8
	360	100	-	292	2.1	NNU4952	NNU4952K	925000	2100000			1500	1800	271	288	276	296	349	-
260	400	104	364	-	4	NN3052	NN3052K	1080000	2070000	1400	1700	278	-	280	-	382	367	3	46.0
	380	100	-	312	2.1	NNU4956	NNU4956K	950000	2230000			1400	1700	291	308	296	316	369	-
280	420	106	384	-	4	NN3056	NN3056K	1080000	2080000	1300	1600	298	-	300	-	402	387	3	49.6
	420	118	-	339	3	NNU4960	NNU4960K	1220000	2880000			1300	1500	313	335	320	343	407	-
300	460	118	418	-	4	NN3060	NN3060K	1430000	2740000	1200	1400	318	-	325	-	442	421	3	68.7
	440	118	-	359	3	NNU4964	NNU4964K	1270000	3050000			1200	1400	333	335	340	363	427	-
320	480	121	438	-	4	NN3064	NN3064K	1430000	2750000	1200	1400	338	-	345	-	462	442	3	74.0

d: 25 ~ 75 mm



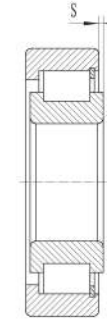
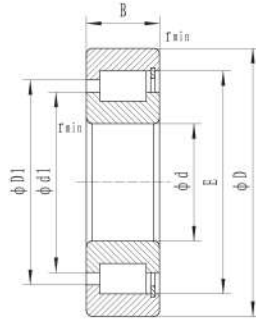
Principal Dimensions (mm)				Bearing Designations	Basic Load Ratings (kN)			Limiting Speed (rpm)		Abutment and Fillet Dimensions (mm)					Weight (kg)
d	D	B	r _{min}		Dynamic C _r	Static C _{or}		Grease min ⁻¹	Oil min ⁻¹	E*	F	d ₁	D ₁	S**	
25	47	16	0.6	NCF3005VX	37.4	46.9	3600	7000	42.51	--	34.6	38.5	1.5	0.12	
	52	18	1	NCF2205VX	51	45	2850	5800	46.52	--	35.5	41.9	1	0.18	
30	55	19	1	NCF3006VX	49	63	3200	5600	49.6	--	40	45.4	2	0.2	
	62	20	1	NCF2206VX	70	65	2600	5000	55.19	--	42	50.6	1	0.3	
35	62	20	1	NCF3007VX	55	71.5	2800	5300	55.52	--	44.9	51.3	2	0.26	
	72	23	1.1	NCF2207VX	88	79	2350	4300	63.97	--	47	59.3	1	0.44	
40	68	21	1	NCF3008VX	66	83	2400	4500	61.74	--	50.5	57.1	2	0.31	
	80	23	1.1	NCF2208VX	97	93	2100	3900	70.94	--	54	66.3	1	0.55	
45	75	23	1	NCF3009VX	81	110	2000	4300	66.85	--	55.3	62.2	2	0.4	
	85	23	1.1	NCF2209VX	103	99.9	1850	3600	74.43	--	57.5	69.8	1	0.59	
50	80	23	1	NCF3010VX	86	120	1900	4000	72.33	--	59.1	67.7	2	0.43	
	90	23	1.1	NCF2210VX	109	113	1700	3300	81.4	--	64.4	76.7	1	0.64	
55	90	26	1.1	NCF3011VX	121	152	1600	3400	83.54	--	68.5	78.8	2	0.64	
	100	25	1.5	NCF2211VX	140	150	1550	3000	88.81	--	70	84.1	1	0.87	
60	85	16	1	NCF2912VX	64	78	4800	9000	78.55	--	69	74.4	1	0.29	
	95	26	1.1	NCF3012VX	125	156	1600	3200	78.55	--	71.7	82.1	2	0.69	
	110	28	1.5	NCF2212VX	169	180	1450	2700	99.17	--	76.8	93.9	1.5	1.18	
65	90	16	1	NCF2913VX	68	84	4000	7500	85.24	--	75.7	81	1	0.31	
	100	26	1.1	NCF3013VX	131	162	1400	3000	93.09	--	78.1	88.4	2	0.73	
	120	31	1.5	NCF2213VX	198	214	1350	2550	106.25	--	82.3	100.7	1.5	1.57	
70	100	19	1	NCF2914VX	90	115	3600	6700	92.31	--	81.2	87.8	1	0.49	
	110	30	1.1	NCF3014VX	155	176	1300	2800	100.28	--	81.5	95.6	3	1.02	
	125	31	1.5	NCF2214VX	184	227	1250	2400	111.45	--	87	105.2	1.5	1.66	
75	105	19	1	NCF2915VX	91.5	120	3000	5600	97.41	--	86.3	92.8	1	0.52	
	115	30	1.1	NCF3015VX	165	195	1200	2600	107.9	--	89	103.2	3	1.06	
	130	31	1.5	NCF2215VX	190	241	1150	2250	116.2	--	91.8	110	1.5	1.75	

d: 80 ~ 140 mm



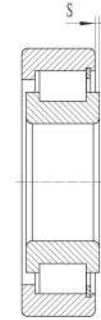
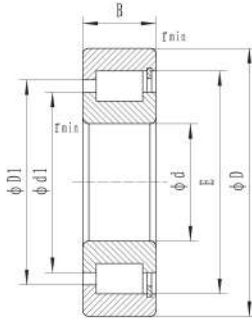
Principal Dimensions (mm)				Bearing Designations	Basic Load Ratings (kN)			Limiting Speed (rpm)		Abutment and Fillet Dimensions (mm)					Weight (kg)
d	D	B	r _{min}		Dynamic C _r	Static C _{or}		Grease min ⁻¹	Oil min ⁻¹	E*	F	d ₁	D ₁	S**	
80	110	19	1	NCF2916VX	94.5	128	2600	5000	102.51	--	91.4	98	1	0.55	
	125	34	1.1	NCF3016VX	173	225	1100	2400	117.4	--	95	111.7	4	1.43	
	140	33	2	NCF2216VX	226	285	1050	2100	126.3	--	98.6	119.3	1.5	2.15	
85	120	22	1.1	NCF2917VX	120	160	2200	4500	109.58	--	96.4	105	1	0.81	
	130	34	1.1	NCF3017VX	179	235	1100	2200	121.95	--	99.4	116.1	4	1.51	
	150	36	2	NCF2217VX	255	325	980	1950	133.75	--	104.4	126.3	1.5	2.74	
90	125	22	1.1	NCF2918VX	123	170	1900	4000	115.75	--	102	110.7	1	0.84	
	140	37	1.5	NCF3018VX	210	285	1000	2200	130.65	--	106.1	124.5	4	1.97	
	160	40	2	NCF2218VX	290	370	920	1800	141.15	--	110.2	133.3	2.5	3.48	
95	130	22	1.1	NCF2919VX	135	180	1800	3800	122.25	--	106.7	117	1	0.86	
	170	43	2.1	NCF2219VX	340	435	860	1700	155.95	--	122	147.3	2.5	4.17	
100	140	24	1.1	NCF2920VX	155	205	1600	3400	130.95	--	113.4	125.7	1.5	1.14	
	150	37	1.5	NCF3020VX	219	300	950	2000	140.2	--	115.7	134	4	2.15	
	180	46	2.1	NCF2220VX	395	520	800	1600	163.35	--	127.5	154.3	2.5	5.13	
110	150	24	1.1	NCF2922VX	158	215	1600	3400	141.5	--	124	136.2	1.5	1.23	
	170	45	2	NCF3022VX	284	390	950	2000	156.7	--	127.3	149.3	5.5	3.5	
	200	5	2.1	NCF2222VX	455	590	750	1500	177.6	--	137	168	4	7.24	
120	165	27	1.1	NCF2924VX	200	290	1400	3000	154.3	--	134.8	149	1.5	1.73	
	180	46	2	NCF3024VX	299	430	850	1800	168.15	--	138.8	160.7	5.5	3.8	
	215	58	2.1	NCF2224VX	540	730	700	1500	192.9	--	150.7	183	4	9.08	
130	180	30	1.5	NCF2926VX	240	355	1300	2800	167.15	--	146	161.1	2	2.33	
	200	52	2	NCF3026VX	425	610	800	1700	184.4	--	148.6	175.5	5.5	5.65	
	230	64	3	NCF2226VX	630	860	650	1300	207.75	--	162.3	197	5	11.25	
140	190	30	1.5	NCF2928VX	265	380	1200	2600	180	--	157	174	2	2.42	
	210	53	2	NCF3028VX	454	670	700	1500	198.4	--	162.2	189.5	5.5	6.04	
	250	68	3	NCF2228VX	720	1020	600	1200	222.55	--	173.9	211.1	5	14.47	

d: 150 ~ 220 mm



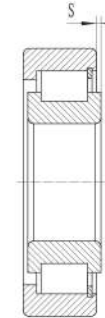
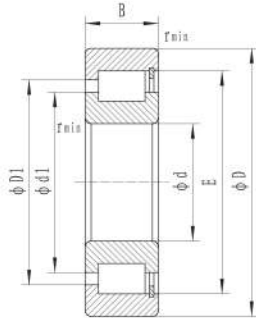
Principal Dimensions (mm)				Bearing Designations	Basic Load Ratings (kN)			Limiting Speed (rpm)		Abutment and Fillet Dimensions (mm)				Weight (kg)
d	D	B	r _{min}		Dynamic C _r	Static C _{or}		Grease min ⁻¹	Oil min ⁻¹	E*	F	d ₁	D ₁	
150	190	20	1.1	NCF1830VX	115	220	700	1500	177	--	163	176	1.5	1.3
	210	36	2	NCF2930VX	345	490	1100	2400	196.75	--	169	189.6	2.5	3.77
	225	56	2.1	NCF3030VX	479	705	670	1400	207.45	--	170	198	7	7.33
	270	73	3	NCF2230VX	830	1180	550	1100	237.35	--	185.5	225.2	6	18.43
160	200	20	1.1	NCF1832VX	120	230	670	1400	186.8	--	173	185	1.5	1.45
	220	36	2	NCF2932VX	354	511	1100	2400	207.6	--	179.7	200.5	2.5	4
	240	60	2.1	NCF3032VX	550	810	630	1300	225.45	--	184.8	215.8	7	8.8
	290	80	3	NCF2232VX	1030	1490	500	1000	267.1	--	208.7	253.4	6	23
170	215	22	1.1	NCF1834VX	145	260	630	1300	210.7	--	185	200	1.5	1.85
	230	36	2	NCF2934VX	365	540	1000	2200	218.45	--	190.6	211.3	2.5	4.3
	260	67	2.1	NCF3034VX	705	1100	600	1100	243.55	--	198.1	232.7	7	12.2
	310	86	4	NCF2234VX	1150	1680	470	950	281.9	--	220.3	267.4	7	28.65
180	225	22	1.1	NCF1836VX	153	282	600	1200	210	--	196	211	1.5	1.95
	250	42	2	NCF2936VX	459	683	1000	2200	231.85	--	200.7	224	2.5	6.2
	280	74	2.1	NCF3036VX	820	1250	560	1000	261	--	212.2	249.4	7	16.1
	320	86	4	NCF2236VX	1190	1780	450	900	294	--	232.4	279.5	7	29.8
190	240	24	1.5	NCF1838VX	175	320	560	1100	225	--	208	224	2	2.4
	260	42	2	NCF2938VX	511	775	900	1900	244.15	--	211.5	238.5	2	6.5
	290	75	2.1	NCF3038VX	850	1340	560	1100	270.6	--	221.8	259	9	17
	340	92	4	NCF2238VX	1310	1920	420	850	311.5	--	243.5	295.5	9	35.65
200	250	24	1.5	NCF1840VX	180	335	560	1100	237.6	--	216.6	231.6	2	2.57
	280	48	2.1	NCF2940VX	613	945	850	1800	261.6	--	225.5	252.4	3	9.1
	310	82	2.1	NCF3040VX	960	1650	530	1000	288.6	--	236.6	276.2	9	21.8
	360	98	4	NCF2240VX	1420	2040	400	800	319.4	--	246.6	302.4	9	43.12
220	270	24	1.5	NCF1844VX	187	365	530	1000	258.5	--	237.3	252.3	2	2.8
	300	48	2.1	NCF2944VX	655	1030	750	1600	282.44	--	246.3	273.2	3	9.9

d: 220 ~ 380 mm



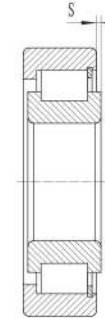
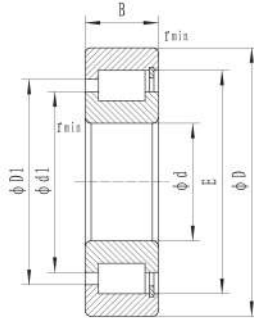
Principal Dimensions (mm)				Bearing Designations	Basic Load Ratings (kN)				Limiting Speed (rpm)		Abutment and Fillet Dimensions (mm)					Weight (kg)
d	D	B	r _{min}		Dynamic C _r	Static C _{or}			Grease min ⁻¹	Oil min ⁻¹	E*	F	d ₁	D ₁	S**	
220	340	90	3	NCF3044 VX	1200	1910			450	800	312	--	254.6	299.2	9	28.4
	400	108	4	NCF2244 VX	1850	2750			370	760	366	--	277	349	9	59.5
240	300	28	2	NCF1848 VX	268	500			480	900	287	--	260.5	281	2	4.29
	320	48	2.1	NCF2948 VX	600	1120			700	1500	303.7	--	267.5	294.4	3	10.6
	360	92	3	NCF3048 VX	1250	2000			430	850	336	--	277.5	322.1	11	30.9
260	320	28	2	NCF1852 VX	280	540			430	800	308	--	281	301.5	2	4.61
	360	60	2.1	NCF2952 VX	780	1460			670	1400	333.7	--	291.5	323.4	5	18.5
	400	104	4	NCF3052 VX	1650	2540			430	800	375.97	--	304	358.4	11	44.5
280	350	33	2	NCF1856 VX	360	680			400	750	334	--	304	327	2.5	6.89
	380	60	2.1	NCF2956 VX	910	1750			630	1300	359.5	--	314	348.5	3.5	19.7
	420	106	4	NCF3056 VX	1710	3000			380	700	390.3	--	319.5	372.9	11	48
300	380	38	2.1	NCF1860 VX	460	850			360	670	363	--	323.5	350.5	3	9.79
	420	72	3	NCF2960 VX	1120	2170			600	1200	389.45	--	338	376.9	5	31.2
	460	118	4	NCF3060 VX	2050	3370			320	560	434.85	--	353.6	415.6	14	66.6
320	400	38	2.1	NCF1864 VX	475	910			340	630	383	--	344.5	371.5	3	10.36
	440	72	3	NCF2964 VX	1250	2300			560	1100	409.85	--	358.5	397.4	5	32.9
	480	121	4	NCF3064 VX	2090	3500			300	560	449.5	--	369.5	430.1	14	72
340	420	38	2.1	NCF1868 VX	490	970			320	600	403	--	365.5	392.5	3	10.93
	460	72	3	NCF2968 VX	1300	2490			560	1100	430.2	--	379	418.7	5	34.7
	520	133	5	NCF3068 VX	2500	4200			280	530	485.65	--	396.1	463.9	15	96
360	440	38	2.1	NCF1872 VX	510	1030			300	560	418.9	--	387	413.5	3	11.49
	480	72	3	NCF2972 VX	1285	2655			530	1000	450.6	--	399.5	438.6	5	36.4
	540	134	5	NCF3072 VX	2600	4450			260	500	503.45	--	414	481.6	15	101
380	480	46	2.1	NCF1876 VX	660	1300			280	530	458	--	415.5	448	4	18.87
	520	82	4	NCF2976 VX	1660	3315			480	900	486.7	--	426	472.1	5	52.1
	560	135	5	NCF3076 VX	2650	4500			240	480	521.25	--	431.7	499.5	15	106

d: 400 ~ 600 mm



Principal Dimensions (mm)				Bearing Designations	Basic Load Ratings (kN)			Limiting Speed (rpm)		Abutment and Fillet Dimensions (mm)					Weight (kg)
d	D	B	r _{min}		Dynamic C _r	Static C _{or}		Grease min ⁻¹	Oil min ⁻¹	E*	F	d ₁	D ₁	S**	
400	500	46	2.1	NCF1880VX	670	1360		260	500	475	--	432	464.5	4	19.81
	540	82	4	NCF2980VX	1720	3500		450	850	510.85	--	450	496.1	5	54.3
	600	148	5	NCF3080VX	3100	5500		220	450	558.52	--	462.5	535.1	16	145
420	520	46	2.1	NCF1884VX	690	1500		240	480	499	--	457	489.5	4	20.6
	560	82	4	NCF2984VX	1750	3600		400	750	522.95	--	462	509	5	56.9
	650	150	5	NCF3084VX	3300	6300		200	430	577.6	--	482	555	16	150
440	540	46	2.1	NCF1888VX	705	1510		220	450	516	--	473.5	506	4	21.54
	600	95	4	NCF2988VX	2100	4105		380	700	562	--	490	544.6	7	78.1
	650	157	6	NCF3088VX	3740	7400		190	400	590	--	507	582	16	175
460	580	56	3	NCF1892VX	945	1900		200	430	551	--	501.5	541	5	33.21
	620	95	4	NCF2992VX	2150	4250		340	630	576.3	--	504	559.6	7	81.1
	680	163	6	NCF3092VX	4150	8050		180	380	632.97	--	526	608	16	195
480	600	56	3	NCF1896VX	970	1990		190	400	573.5	--	522	561	5	34.53
	650	100	5	NCF2996VX	2400	4800		320	600	614.75	--	538	596.6	7	94.7
	700	165	6	NCF3096VX	4200	8500		170	360	654	--	546	628	16	205
500	620	56	3	NCF18/500VX	1000	2080		180	380	594	--	542	581.5	5	35.73
	670	100	5	NCF29/500VX	2450	5000		300	560	630	--	553	612.7	7	98.3
	720	167	6	NCF30/500VX	4300	8700		170	360	676	--	568	650	16	215
530	650	56	3	NCF18/530VX	1130	2240		170	360	624.5	--	572	614	5	37.5
	710	106	5	NCF29/530VX	2700	6050		280	530	673	--	598	648	7	120
	780	185	6	NCF30/530VX	5300	10600		150	320	732	--	610	702	16	300
560	680	56	3	NCF18/560VX	1190	2400		160	340	655	--	603	645	5	40.5
	750	112	2	NCF29/560VX	3050	6720		260	500	709	--	628	682	7	140
	820	195	6	NCF30/560VX	5900	12000		140	300	770	--	642	738	16	345
600	730	60	3	NCF18/600VX	1220	2550		150	320	696	--	644	686	7	49.5
	800	118	5	NCF29/600VX	3400	7555		240	480	--	--	670	762	7	170

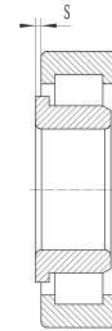
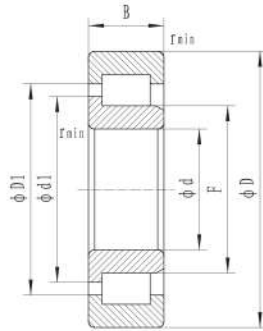
d: 630 ~ 750 mm



Principal Dimensions (mm)				Bearing Designations	Basic Load Ratings (kN)			Limiting Speed (rpm)		Abutment and Fillet Dimensions (mm)					Weight (kg)
d	D	B	r _{min}		Dynamic C _r	Static C _{0r}		Grease min ⁻¹	Oil min ⁻¹	E*	F	d ₁	D ₁	S**	
630	780	69	4	NCF18/630 VX	1280	2950		140	300	739	--	680	728	8	70
	850	128	6	NCF29/630 VX	3750	8700		220	450	807	--	709	788	8	205
670	820	69	4	NCF18/670 VX	1320	3180		130	280	783	--	724	772	8	74
	900	136	6	NCF29/670 VX	3900	8750		200	430	846	--	748	827	10	245
710	870	74	4	NCF18/710 VX	1560	3780		120	260	831	--	766	818	8	90
	950	140	6	NCF29/710 VX	4000	9200		190	400	--	--	790	876	10	275
750	920	78	5	NCF18/750 VX	1790	4350		110	240	880	--	810	867	8	110
	1000	145	6	NCF29/750 VX	4500	1700		180	380	938	--	832	918	11	315

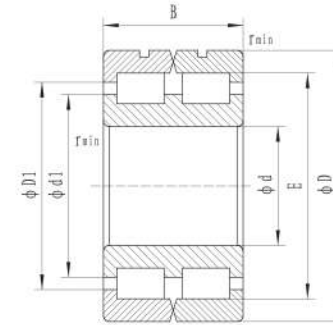
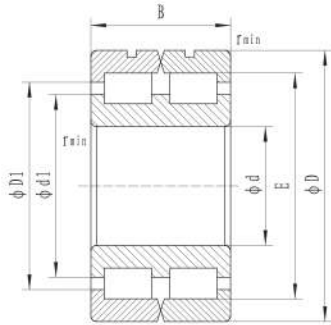


d: 25 ~ 260 mm



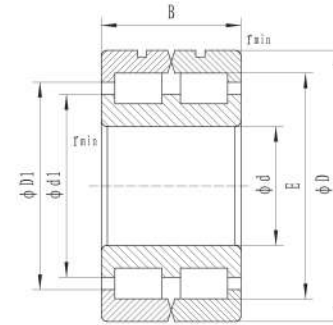
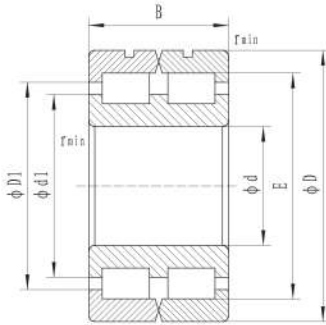
Principal Dimensions (mm)				Bearing Designations	Basic Load Ratings (kN)			Limiting Speed (rpm)		Abutment and Fillet Dimensions (mm)					Weight (kg)
d	D	B	r _{min}		Dynamic Cr	Static Cor		Grease min ⁻¹	Oil min ⁻¹	E*	F	d ₁	D ₁	S**	
25	62	24	1.1	NJG2305VX	73	59	3000	5300	--	31.72	36.7	47.5	2	0.37	
30	72	27	1.1	NJG2306VX	100	88	1900	4000	--	38.3	43.5	56	2	0.56	
35	80	31	1.5	NJG2307VX	127	111	1600	3400	--	44.68	50.7	65.8	2	0.74	
40	90	33	1.5	NJG2308VX	175	155	1400	3000	--	51.12	57.5	75.2	2	1.01	
45	100	36	1.5	NJG2309VX	181.5	164	1300	2800	--	56.1	62.5	80.3	3	1.37	
50	110	40	2	NJG2310VX	235	220	1100	2400	--	60.72	68.3	89.7	3	1.81	
55	120	43	2	NJG2311VX	273	255	1000	2200	--	67.11	75.5	99.3	3	2.28	
60	130	46	2.1	NJG2312VX	285	275	950	2000	--	73.62	82	105.8	3	2.88	
65	140	48	2.1	NJG2313VX	355	350	900	1900	--	80.69	90	116.5	3.5	3.52	
70	150	51	2.1	NJG2314VX	390	390	850	1800	--	84.14	93.5	121.6	3.5	4.33	
75	160	55	2.1	NJG2315VX	465	480	750	1600	--	91.22	101.6	131.5	3.5	5.3	
80	170	58	2.1	NJG2316VX	544	565	700	1500	--	98.24	109.5	142.1	3.5	6.32	
85	180	60	3	NJG2317VX	573	615	670	1400	--	107.01	118.2	150.9	4	7.34	
90	190	64	3	NJG2318VX	620	650	670	1400	--	105.26	117.5	152.5	4	8.83	
100	215	73	3	NJG2320VX	800	850	600	1200	--	119.3	132.7	172.8	4	13	
110	240	80	3	NJG2322VX	955	980	560	1100	--	134.27	151.1	199.9	5	17	
120	260	86	3	NJG2324VX	1150	1270	530	1000	--	147.39	164.2	213.1	5	22.3	
130	280	93	4	NJG2326VX	1300	1420	500	950	--	157.9	176	227.9	5	27.95	
140	300	102	4	NJG2328VX	1450	1600	450	850	--	168.45	187.8	243.4	7	34.9	
150	320	108	4	NJG2330VX	1685	1950	430	800	--	182.49	203.3	263.5	7	42.1	
160	340	114	4	NJG2332VX	1900	2200	400	750	--	196.38	219	284.4	7	49.7	
170	360	120	4	NJG2334VX	2100	2400	450	800	--	203.55	226.6	295	7	59.2	
180	380	126	4	NJG2336VX	2200	2650	400	700	--	221.56	245	312.9	7	69.1	
190	400	132	5	NJG2338VX	2500	3000	400	700	--	224.43	250	326.8	7	80.3	
200	420	138	5	NJG2340VX	2850	3400	320	600	--	238.45	265.7	347.2	7	92.1	
220	460	145	5	NJG2344VX	3050	3500	300	570	--	266.71	297	388.3	7	111.2	
240	500	155	5	NJG2348VX	3350	3900	300	570	--	280.55	312.5	408.5	10	142.3	
260	540	165	6	NJG2352VX	4100	4850	270	550	--	315.6	351.6	459.6	10	173.2	

d: 150 ~ 530 mm



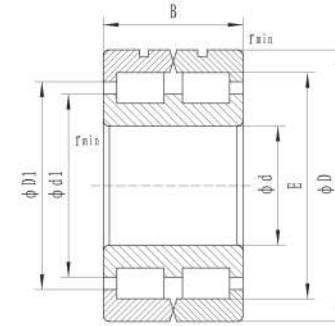
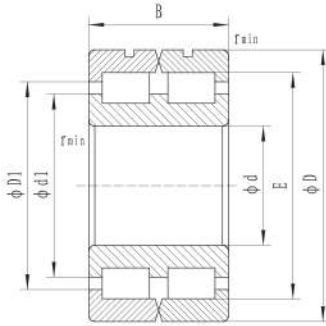
Principal Dimensions (mm)				Bearing Designations	Basic Load Ratings (kN)				Limiting Speed (rpm)		Abutment and Fillet Dimensions (mm)					Weight (kg)
d	D	B	r _{min}		Dynamic C _r	Static C _{or}			Grease min ⁻¹	Oil min ⁻¹	E*	F	d ₁	D ₁	S**	
150	190	40	1.1	NNC4830VX	233	585			720	1500	178.3	--	165.1	174.2	--	2.9
160	200	40	1.1	NNC4832VX	242	620			680	1400	186.9	--	173.7	182.8	--	3.1
170	215	45	1.1	NNC4834VX	264	655			640	1300	201.3	--	186.3	197	--	4.1
180	225	45	1.1	NNC4836VX	270	695			610	1200	214.1	--	199.1	209.8	--	4.3
190	240	50	1.5	NNC4838VX	303	750			560	1150	225	--	207.6	220.7	--	5.65
200	250	50	1.5	NNC4840VX	325	800			550	1100	235.5	--	218.1	231.2	--	5.9
220	270	50	1.5	NNC4844VX	340	865			500	1000	256.5	--	239.1	252.3	--	6.4
240	300	60	2	NNC4848VX	510	1290			480	900	281.9	--	259.5	276.7	--	10
260	320	60	2	NNC4852VX	540	1400			430	820	304.2	--	281.8	298.8	--	11
280	350	69	2	NNC4856VX	700	1860			400	750	332.4	--	306.8	326.4	--	16
300	380	80	2.1	NNC4860VX	825	2120			380	700	356.7	--	327.9	349.9	--	23
320	400	80	2.1	NNC4864VX	855	2280			340	640	379.7	--	350.9	372.9	--	24
340	420	80	2.1	NNC4868VX	870	2400			320	600	396.9	--	368.1	390.1	--	25.5
360	440	80	2.1	NNC4872VX	910	2550			300	580	419.8	--	391	413.2	--	27
380	480	100	2.1	NNC4876VX	1350	3650			280	530	455.8	--	419	447.2	--	45.5
400	500	100	2.1	NNC4880VX	1370	3750			270	500	501.74	--	433.8	462	--	46.5
420	520	100	2.1	NNC4884VX	1380	4100			250	470	--	--	458	482	--	49.5
440	540	100	2.1	NNC4888VX	1500	4200			240	450	--	--	480	504	--	52
460	580	118	3	NNC4892VX	1650	4600			230	420	--	--	505	531	--	76
480	600	118	3	NNC4896VX	1700	4800			210	400	--	--	529	555	--	78.5
500	620	118	3	NNC48/500VX	1750	5000			200	380	--	--	546	571	--	81.5
530	650	118	3	NNC48/530VX	1800	5550			180	340	--	--	577	603	--	86

d: 60 ~ 440 mm



Principal Dimensions (mm)				Bearing Designations	Basic Load Ratings (kN)		Limiting Speed (rpm)		Abutment and Fillet Dimensions (mm)					Weight (kg)
d	D	B	r _{min}		Dynamic Cr	Static Cor	Grease min ⁻¹	Oil min ⁻¹	E*	F	d ₁	D ₁	S**	
60	85	25	1	NNC4912VX	76.5	134	1700	3400	--	--	70.3	73.5	--	0.49
70	100	30	1	NNC4914VX	105	185	1400	3000	--	--	82.5	87.4	--	0.78
80	110	30	1	NNC4916VX	112	216	1200	2600	--	--	91.4	96.2	--	0.88
90	125	35	1.1	NNC4918VX	155	295	1100	2300	--	--	103.9	110.7	--	1.35
100	140	40	1.1	NNC4920VX	195	375	950	2000	--	--	116.4	125	--	1.95
110	150	40	1.1	NNC4922VX	197	420	900	1900	--	--	125	133.6	--	2.15
120	165	45	1.1	NNC4924VX	225	445	800	1700	--	--	138.6	148.6	--	2.95
130	180	50	1.5	NNC4926VX	265	515	750	1600	--	--	148.4	160	--	3.95
140	190	50	1.5	NNC4928VX	275	560	700	1500	--	--	159	170.5	--	4.2
150	210	60	2	NNC4930VX	410	820	680	1400	--	--	171.8	187.2	--	6.65
160	220	60	2	NNC4932VX	430	890	650	1300	--	--	184.2	200.3	--	7
170	230	60	2	NNC4934VX	440	935	600	1200	--	--	193.1	209.1	--	7.35
180	250	69	2	NNC4936VX	575	1220	570	1100	--	--	204.9	224.1	--	10.8
190	260	69	2	NNC4938VX	585	1290	550	1100	--	--	215	234.3	--	11.2
200	280	80	2.1	NNC4940VX	685	1500	530	1000	--	--	230.5	252.3	--	15.8
220	300	80	2.1	NNC4944VX	720	1610	500	950	--	--	248	268.5	--	17.2
240	320	80	2.1	NNC4948VX	745	1762	450	850	--	--	270.6	292.3	--	18.5
260	360	100	2.1	NNC4952VX	1120	2520	400	750	--	--	294.5	322.1	--	32
280	380	100	2.1	NNC4956VX	1120	2710	380	700	--	--	316.5	344.6	--	34
300	420	118	3	NNC4960VX	1650	3750	340	650	--	--	340.7	374.3	--	53
320	440	118	3	NNC4964VX	1710	4100	320	600	--	--	367.5	401.1	--	56
340	460	118	3	NNC4968VX	1800	4390	300	560	--	--	385.3	418.9	--	59
360	480	118	3	NNC4972VX	1800	4650	300	550	--	--	404	436.8	--	62.1
380	520	140	4	NNC4976VX	2300	5550	260	500	--	--	430.2	468.7	--	92.4
400	540	140	4	NNC4980VX	2350	5800	240	480	--	--	450.5	489	--	96.5
420	560	140	4	NNC4984VX	2430	6000	220	450	--	--	470	512	--	99.5
440	600	160	4	NNC4988VX	2990	7570	200	430	--	--	503	544	--	137

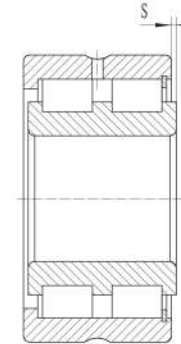
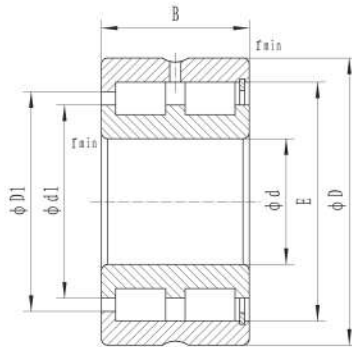
d: 460 ~ 530 mm



Principal Dimensions (mm)				Bearing Designations	Basic Load Ratings (kN)		Limiting Speed (rpm)		Abutment and Fillet Dimensions (mm)					Weight (kg)
d	D	B	r _{min}		Dynamic C _r	Static C _{or}	Grease min ⁻¹	Oil min ⁻¹	E*	F	d ₁	D ₁	S**	
460	620	160	4	NNC4992VX	3020	7770	190	400	--	--	512	564	--	140
480	650	170	5	NNC4996VX	3350	8420	180	360	--	--	537	592	--	165
500	670	170	5	NNC49/500VX	3350	8850	170	360	--	--	568	611	--	175
530	710	180	5	NNC49/530VX	3950	10200	160	340	--	--	588	648	2	200



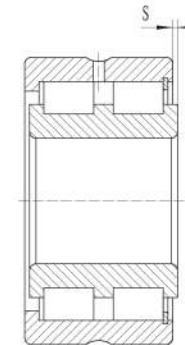
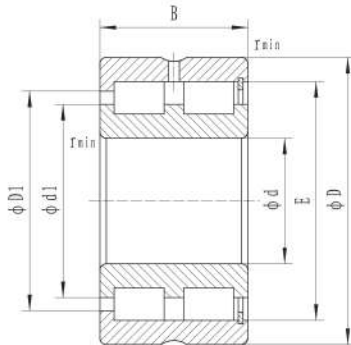
d: 150 ~ 530 mm



Principal Dimensions (mm)				Bearing Designations	Basic Load Ratings (kN)				Limiting Speed (rpm)		Abutment and Fillet Dimensions (mm)					Weight (kg)
d	D	B	r _{min}		Dynamic Cr	Static Cor			Grease min ⁻¹	Oil min ⁻¹	E*	F	d ₁	D ₁	S**	
150	190	40	1.1	NNCF4830VX	233	585			720	1500	178.3	--	166	173	2	2.7
160	200	40	1.1	NNCF4832VX	242	620			680	1400	186.9	--	174	182	2	2.9
170	215	45	1.1	NNCF4834VX	264	655			640	1300	201.3	--	187	196	3	3.9
180	225	45	1.1	NNCF4836VX	270	695			610	1200	214.1	--	200	209	3	4
190	240	50	1.5	NNCF4838VX	303	750			560	1150	225	--	209	219	4	5.3
200	250	50	1.5	NNCF4840VX	325	800			550	1100	235.5	--	220	230	4	5.5
220	270	50	1.5	NNCF4844VX	340	865			500	1000	256.5	--	241	251	4	5.9
240	300	60	2	NNCF4848VX	510	1290			480	900	281.9	--	261	275	4	9.1
260	320	60	2	NNCF4852VX	540	1400			430	820	304.2	--	283	297	4	9.7
280	350	69	2	NNCF4856VX	700	1860			400	750	332.4	--	309	326	4	15.3
300	380	80	2.1	NNCF4860VX	825	2120			380	700	356.7	--	329	349	6	21.8
320	400	80	2.1	NNCF4864VX	855	2280			340	640	379.7	--	352	372	6	22.7
340	420	80	2.1	NNCF4868VX	870	2400			320	600	396.9	--	369	389	6	25.5
360	440	80	2.1	NNCF4872VX	910	2550			300	560	419.8	--	392	412	6	27
380	480	100	2.1	NNCF4876VX	1350	3650			280	530	455.8	--	421	446	6	45.5
400	500	100	2.1	NNCF4880VX	1370	3750			270	500	470.59	--	435	461	6	46.5
420	520	100	2.1	NNCF4884VX	1380	4100			250	470	--	--	458	482	6	49.5
440	540	100	2.1	NNCF4888VX	1500	4200			240	450	--	--	480	504	6	52
460	580	118	3	NNCF4892VX	1650	4600			230	420	--	--	505	531	7	76
480	600	118	3	NNCF4896VX	1700	4800			210	400	--	--	529	555	7	78.5
500	620	118	3	NNCF48/500VX	1750	5000			200	380	--	--	546	571	7	81.5
530	650	118	3	NNCF48/530VX	1800	5550			180	340	--	--	577	603	7	85

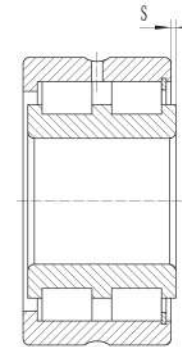
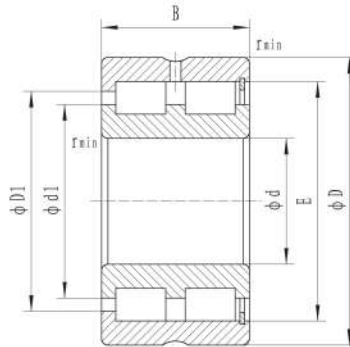


d: 60 ~ 420 mm



Principal Dimensions (mm)				Bearing Designations	Basic Load Ratings (kN)		Limiting Speed (rpm)		Abutment and Fillet Dimensions (mm)					Weight (kg)
d	D	B	r _{min}		Dynamic Cr	Static Cor	Grease min ⁻¹	Oil min ⁻¹	E	F	d ₁	D ₁	S	
60	85	25	1	NNCF4912VX	76.5	134	1700	3400	77.51	--	70.5	73.5	1	0.49
70	100	30	1	NNCF4914VX	105	185	1400	3000	91.87	--	83	87	1	0.78
80	110	30	1	NNCF4916VX	112	216	1200	2600	97.78	--	91.4	96	1	0.88
90	125	35	1.1	NNCF4918VX	155	295	1100	2300	113.2	--	103	111	1.5	1.35
100	140	40	1.1	NNCF4920VX	195	375	950	2000	129.6	--	116	125	2	2
110	150	40	1.1	NNCF4922VX	197	420	900	1900	138.2	--	124	134	2	2.15
120	165	45	1.1	NNCF4924VX	225	445	800	1700	153.55	--	138	149	3	2.95
130	180	50	1.5	NNCF4926VX	265	515	750	1600	165.4	--	148	160	4	3.95
140	190	50	1.5	NNCF4928VX	275	560	700	1500	175.9	--	159	171	4	4.2
150	210	60	2	NNCF4930VX	410	820	680	1400	192.77	--	170	187	4	6.65
160	220	60	2	NNCF4932VX	430	890	650	1300	206.16	--	184	200	4	7
170	230	60	2	NNCF4934VX	440	935	600	1200	215.08	--	193	209	4	7.35
180	250	69	2	NNCF4936VX	575	1220	570	1100	230.5	--	205	224	4	10.8
190	260	69	2	NNCF4938VX	585	1290	550	1100	240.7	--	215	234	4	11.2
200	280	80	2.1	NNCF4940VX	685	1500	530	1000	259.3	--	230	252	5	15.8
220	300	80	2.1	NNCF4944VX	720	1610	500	950	276.52	--	247	269	5	17.2
240	320	80	2.1	NNCF4948VX	745	1762	450	850	299.46	--	270	292	5	18.5
260	360	100	2.1	NNCF4952VX	1120	2520	400	750	331.33	--	294	322	6	32
280	380	100	2.1	NNCF4956VX	1120	2710	380	700	353.34	--	316	344	6	34
300	420	118	3	NNCF4960VX	1650	3750	340	650	385.51	--	340	374	6	53
320	440	118	3	NNCF4964VX	1710	4100	320	600	412.27	--	368	400	6	56
340	460	118	3	NNCF4968VX	1800	4390	300	560	430.11	--	386	418	6	59
360	480	118	3	NNCF4972VX	1800	4650	300	550	448	--	404	436	6	62.1
380	520	140	4	NNCF4976VX	2300	5550	260	500	481.35	--	431	468	7	92.4
400	540	140	4	NNCF4980VX	2350	5800	240	480	501.74	--	451	488	7	96.5
420	560	140	4	NNCF4984VX	2430	6000	220	450	--	--	470	512	7	99.5

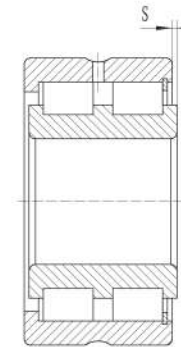
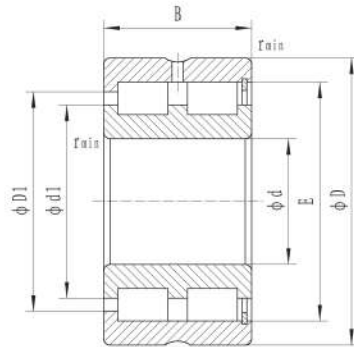
d: 440 ~ 530 mm



Principal Dimensions (mm)				Bearing Designations	Basic Load Ratings (kN)		Limiting Speed (rpm)		Abutment and Fillet Dimensions (mm)					Weight (kg)
d	D	B	r _{min}		Dynamic C _r	Static C _{or}	Grease min ⁻¹	Oil min ⁻¹	E	F	d ₁	D ₁	S	
440	600	160	4	NNCF4988VX	2990	7570	200	430	--	--	503	544	7	137
460	620	160	4	NNCF4992VX	3020	7770	190	400	--	--	512	564	7	140
480	650	170	5	NNCF4996VX	3350	8420	180	360	--	--	537	592	8	165
500	670	170	5	NNCF49/500VX	3350	8850	170	360	--	--	568	611	8	175
530	710	180	5	NNCF49/530VX	3950	10200	160	340	--	--	588	648	8	200

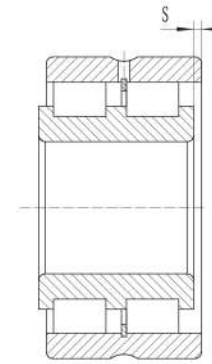
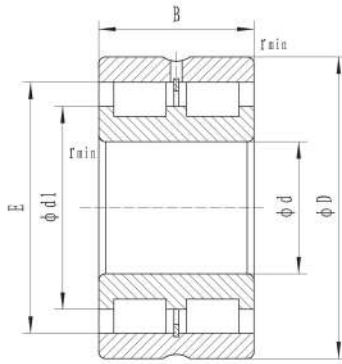


d: 25 ~ 220 mm



Principal Dimensions (mm)				Bearing Designations	Basic Load Ratings (kN)				Limiting Speed (rpm)		Abutment and Fillet Dimensions (mm)					Weight (kg)
d	D	B	r _{min}		Dynamic Cr	Static Cor			Grease min ⁻¹	Oil min ⁻¹	E	F	d ₁	D ₁	S	
25	47	30	0.6	NNCF5005VX	59.5	64			3800	7000	42.51	--	34.5	39	1	0.23
30	55	34	1	NNCF5006VX	77.8	83.5			3200	6000	49.6	--	40	45.3	1.5	0.35
35	62	36	1	NNCF5007VX	95	107			2800	5300	55.52	--	44.9	51.2	1.5	0.46
40	68	38	1	NNCF5008VX	112	134			2400	4800	61.74	--	50.5	57.2	1.5	0.56
45	75	40	1	NNCF5009VX	121	149			2000	4300	66.85	--	55.3	62.6	1.5	0.71
50	80	40	1	NNCF5010VX	150	189			1900	4000	72.33	--	59.1	67.6	1.5	0.76
55	90	46	1.1	NNCF5011VX	207	275			1600	3400	84.54	--	68.5	78.7	1.5	1.16
60	95	46	1.1	NNCF5012VX	211	285			1600	3400	86.74	--	71.7	81.9	1.5	1.24
65	100	46	1.1	NNCF5013VX	220	316			1400	3000	93.09	--	78.1	88.3	1.5	1.32
70	110	54	1.1	NNCF5014VX	266	350			1300	2800	100.28	--	81.5	95.7	3	1.85
75	115	54	1.1	NNCF5015VX	274	386			1200	2600	107.9	--	89	102.9	3	1.93
80	125	60	1.1	NNCF5016VX	290	440			1100	2400	117.4	--	95	111.7	3.5	2.59
85	130	60	1.1	NNCF5017VX	310	470			1100	2400	121.95	--	99	116.1	3.5	2.72
90	140	67	1.5	NNCF5018VX	355	550			1000	2200	130.65	--	106.1	124.5	4	3.62
100	150	67	1.5	NNCF5020VX	375	600			950	2000	140.2	--	115.7	134	4	3.94
110	170	80	2	NNCF5022VX	484	775			850	1800	156.7	--	127.3	149.3	5	6.32
120	180	80	2	NNCF5024VX	515	850			800	1700	168.15	--	138.8	160.7	5	6.77
130	200	95	2	NNCF5026VX	730	1200			700	1500	184.4	--	148.6	175.5	5	10.2
140	210	95	2	NNCF5028VX	765	1330			670	1400	198.4	--	162.6	189.5	5	11.1
150	225	100	2	NNCF5030VX	815	1400			630	1300	207.45	--	170	198	6	13.3
160	240	109	2.1	NNCF5032VX	925	1600			600	1200	224.8	--	184.8	215.8	6	16.2
170	260	122	2.1	NNCF5034VX	1200	2100			560	1100	242.85	--	198	232	6	22.5
180	280	136	2.1	NNCF5036VX	1400	2500			560	1100	260.22	--	212.2	249.4	8	29.9
190	290	136	2.1	NNCF5038VX	1420	2600			530	1000	269.76	--	221.8	259	8.2	31.3
200	310	150	2.1	NNCF5040VX	1650	3000			500	950	287.75	--	236.6	276.2	8.9	40.4
220	340	160	3	NNCF5044VX	1950	3600			450	850	312.2	--	254.6	297.8	9	51.6

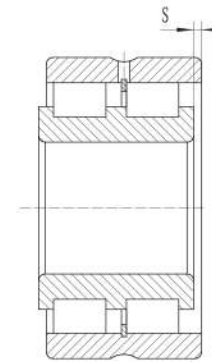
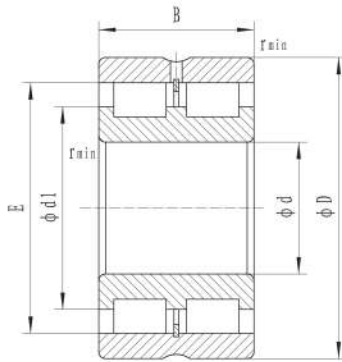
d: 240 ~ 400 mm



Principal Dimensions (mm)				Bearing Designations	Basic Load Ratings (kN)			Limiting Speed (rpm)		Abutment and Fillet Dimensions (mm)					Weight (kg)
d	D	B	r _{min}		Dynamic C _r	Static C _{or}		Grease min ⁻¹	Oil min ⁻¹	E	F	d ₁	D ₁	S	
240	360	160	3	NNCF5048VX	2000	4000		430	800	335.1	--	277.5	322.1	9	55.2
260	400	190	4	NNCF5052VX	2750	5000		380	700	375.97	--	304	359.7	11.3	82.6
280	420	190	4	NNCF5056VX	2800	5250		360	670	390.3	--	318.3	374.1	11.3	88
300	460	218	4	NNCF5060VX	3400	6550		320	600	433.6	--	353.6	413.6	12.5	124
320	480	218	4	NNCF5064VX	3500	6850		300	560	449.5	--	369.5	431.5	12.5	128.4
340	520	243	5	NNCF5068VX	4200	8200		280	530	485.65	--	396	465.5	14.3	178
360	540	243	5	NNCF5072VX	4350	8700		260	500	503.45	--	413.8	481	14	193
380	560	243	5	NNCF5076VX	4400	8900		240	480	521.25	--	432	499	14.1	196.5
400	600	272	5	NNCF5080VX	5400	10500		220	450	558	--	464	536	11	270

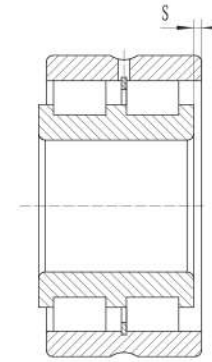
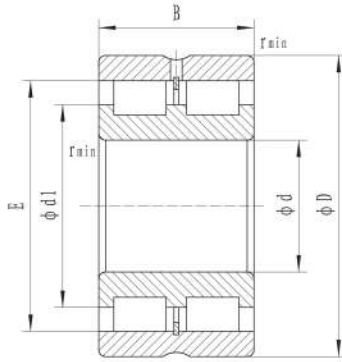


d: 60 ~ 240 mm



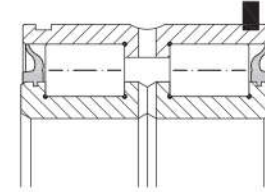
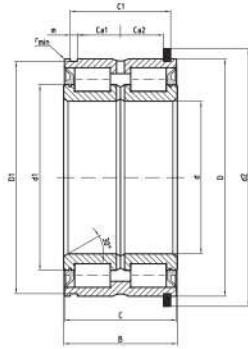
Principal Dimensions (mm)				Bearing Designations	Basic Load Ratings (kN)			Limiting Speed (rpm)		Abutment and Fillet Dimensions (mm)					Weight (kg)
d	D	B	r _{min}		Dynamic C _r	Static C _{or}		Grease min ⁻¹	Oil min ⁻¹	E	F	d ₁	D ₁	S	
60	85	25	1	NNCL4912VX	76.5	134	1700	3400	77.51	--	70.3	--	1	0.47	
70	100	30	1	NNCL4914VX	105	185	1400	3000	91.87	--	82.5	--	1	0.75	
80	110	30	1	NNCL4916VX	112	216	1200	2600	100.78	--	91.4	--	1	0.85	
90	125	35	1.1	NNCL4918VX	155	295	1100	2300	115.2	--	103	--	1.5	1.3	
100	140	40	1.1	NNCL4920VX	195	375	950	2000	129.6	--	116.4	--	2	1.9	
110	150	40	1.1	NNCL4922VX	197	420	900	1900	138.2	--	125	--	2	2.1	
120	165	45	1.1	NNCL4924VX	225	445	800	1700	153.55	--	138.6	--	3	2.85	
130	180	50	1.5	NNCL4926VX	265	515	750	1600	165.4	--	149.5	--	4	3.8	
140	190	50	1.5	NNCL4928VX	275	560	700	1500	175.9	--	160	--	4	4.1	
150	190	40	1.1	NNCL4830VX	233	585	720	1500	178.3	--	165.1	--	2	2.8	
150	210	60	2	NNCL4930VX	410	820	680	1400	192.77	--	171.8	--	4	6.45	
160	200	40	1.1	NNCL4832VX	242	620	680	1400	186.9	--	173.7	--	2	3	
160	220	60	2	NNCL4932VX	430	890	650	1300	206.16	--	184.2	--	4	6.8	
170	215	45	1.1	NNCL4834VX	264	655	640	1300	201.3	--	186.3	--	3	3.95	
170	230	60	2	NNCL4934VX	440	935	600	1200	215.08	--	193.1	--	4	7.1	
180	225	45	1.1	NNCL4836VX	270	695	610	1200	214.1	--	199.1	--	3	4.15	
180	250	69	2	NNCL4936VX	575	1220	570	1100	230.5	--	204.9	--	4	10.5	
190	240	50	1.5	NNCL4838VX	303	750	560	1150	225	--	207.6	--	4	5.45	
190	260	69	2	NNCL4938VX	585	1290	550	1100	240.7	--	215	--	4	10.9	
200	250	50	1.5	NNCL4840VX	325	800	550	1100	235.5	--	218.1	--	4	5.7	
200	280	80	2.1	NNCL4940VX	685	1500	530	1000	259.34	--	230.5	--	5	15.3	
220	270	50	1.5	NNCL4844VX	340	865	500	1000	256.5	--	239.1	--	4	6.2	
220	300	80	2.1	NNCL4944VX	720	1610	500	950	276.52	--	248	--	5	16.7	
240	300	60	2	NNCL4848VX	510	1290	480	900	281.9	--	259.5	--	4	9.9	
240	320	80	2.1	NNCL4948VX	745	1762	450	850	299.46	--	270.6	--	5	17.9	

d: 260 ~ 530 mm



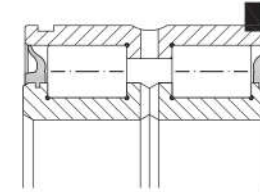
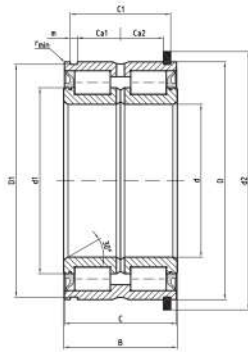
Principal Dimensions (mm)				Bearing Designations	Basic Load Ratings (kN)			Limiting Speed (rpm)		Abutment and Fillet Dimensions (mm)					Weight (kg)
d	D	B	r _{min}		Dynamic C _r	Static C _{or}		Grease min ⁻¹	Oil min ⁻¹	E	F	d ₁	D ₁	S	
260	360	100	2.1	NNCL4952VX	1120	2520	400	750	331.33	--	294.5	--	6	31.2	
260	320	60	2	NNCL4852VX	540	1400	430	820	304.2	--	281.8	--	4	10.6	
280	350	69	2	NNCL4856VX	700	1860	400	750	332.4	--	306.8	--	4	15.6	
280	380	100	2.1	NNCL4956VX	1120	2710	380	700	353.34	--	316.5	--	6	33.1	
300	380	80	2.1	NNCL4860VX	825	2120	380	700	356.7	--	327.9	--	6	22	
300	420	118	3	NNCL4960VX	1650	3750	340	650	385.51	--	340.7	--	6	51.9	
320	440	118	3	NNCL4964VX	1710	4100	320	600	412.27	--	367.5	--	6	54.9	
340	460	118	3	NNCL4968VX	1800	4390	300	560	430.11	--	385.3	--	6	57.8	
360	480	118	3	NNCL4972VX	1800	4650	300	550	447.95	--	404	--	6	60.8	
380	520	140	4	NNCL4976VX	2300	5550	260	500	481.35	--	430.2	--	7	90.5	
400	540	140	4	NNCL4980VX	2350	5800	240	480	501.74	--	450.5	--	7	94.6	
420	560	140	4	NNCL4984VX	2430	6000	220	450	--	--	470	--	7	99.5	
440	600	160	4	NNCL4988VX	2990	7570	200	430	--	--	503	--	7	137	
460	620	160	4	NNCL4992VX	3020	7770	190	400	--	--	512	--	7	140	
480	650	170	5	NNCL4996VX	3350	8420	180	360	--	--	537	--	8	165	
500	670	170	5	NNCL49/500VX	3350	8850	170	360	--	--	568	--	8	175	
530	710	180	5	NNCL49/530VX	3950	10200	160	340	--	--	588	--	8	200	

d: 20 ~ 300 mm



Principal Dimensions (mm)									Bearing Designations	Abutment And Fillet Dimensions (mm)				Basic Load Rating		Limiting Speed	Snap Ring	Retaining Ring To	Weight (kg)
d	D	B	C	C ₁	Ca ₁	Ca ₂	D ₁₋	d ₁₋		d ₂₊	m	r (mm)	dyn. C _r (kN)	stat. C _{0r} (kN)	n _G (min ⁻¹)	wre	DIN 471		
20	42	30	29	24.7	21.5	21	40.2	30.6	47	1.8	0.3	40	49	4000	WRE42	42 X 1.75	0.20		
25	47	30	29	24.7	21.5	21	45.2	35.4	52	1.8	0.3	44	58	3600	WRE47	47 X 1.75	0.24		
30	55	34	33	28.2	25	24	53	40.6	60	2.1	0.3	50	67	3000	WRE55	55 X 2	0.37		
35	62	36	35	30.2	27	26	60	46.1	67	2.1	0.3	63	88	2600	WRE62	62 X 2	0.48		
40	68	38	37	32.2	28	27	65.8	51.4	75	2.7	0.6	76	103	2400	WRE68	68 X 2.5	0.56		
45	75	40	39	34.2	30	29	72.8	57	82	2.7	0.6	92	130	2200	WRE75	75 X 2.5	0.70		
50	80	40	39	34.2	30	29	77.8	61.8	87	2.7	0.6	97	142	2000	WRE80	80 X 2.5	0.76		
55	90	46	45	40.2	35	34	87.4	68.6	99	3.2	0.6	115	175.5	1800	WRE90	90 X 3	1.18		
60	95	46	45	40.2	35	34	92.4	73.7	104	3.2	0.6	120	189	1700	WRE95	95 X 3	1.26		
65	100	46	45	40.2	35	34	97.4	78.8	109	3.2	0.6	125	203	1600	WRE100	100 X 3	1.33		
70	110	54	53	48.2	43	40	107.1	84.5	119	4.2	0.6	168	265	1400	WRE110	110 X 4	1.87		
75	115	54	53	48.2	43	40	112.1	90	124	4.2	0.6	194	300	1400	WRE115	115 X 4	1.96		
80	125	60	59	54.2	49	46	122.1	97.1	137	4.2	0.6	203	325	1300	WRE125	125 X 4	2.71		
85	130	60	59	54.2	49	46	127.1	103.9	142	4.2	0.6	211	350	1200	WRE130	130 X 4	2.83		
90	140	67	66	59.2	54	51	137	109.3	152	4.2	0.6	305	510	1100	WRE140	140 X 4	3.71		
95	145	67	66	59.2	54	51	142	113.4	157	4.2	0.6	315	530	1100	WRE145	145 X 4	3.88		
100	150	67	66	59.2	54	51	147	117.4	162	4.2	0.6	330	550	1000	WRE150	150 X 4	3.95		
110	170	80	79	70.2	65	62	167	131.6	182	4.2	0.6	395	680	900	WRE170	170 X 4	6.57		
120	180	80	79	71.2	65	63	176	140.9	196	4.2	0.6	410	740	900	WRE180	180 X 4	7.04		
130	200	95	94	83.2	77	75	196	156.8	216	4.2	0.6	540	960	800	WRE200	200 X 4	10.50		
140	210	95	94	83.2	77	73	206	165.4	226	5.2	0.6	610	1100	750	WRE210	210 X 5	11.10		
150	225	100	99	87.2	81	77	221	175.7	245	5.2	0.6	710	1260	700	WRE225	225 X 5	13.30		
160	240	109	108	95.2	89	85	236	189	260	5.2	0.6	740	1360	650	WRE240	240 X 5	16.60		
170	260	122	121	107.2	99	97	254	200.7	282	5.2	0.6	960	1750	600	WRE260	260 X 5	22.60		
180	280	136	135	118.2	110	108	274	217.8	302	5.2	0.6	1140	2130	550	WRE280	280 X 5	30.10		
190	290	136	135	118.2	110	108	284	225.7	312	5.2	0.6	1160	2210	550	WRE290	290 X 5	31.50		
200	310	150	149	128.2	120	116	304	243.1	336	6.3	0.6	1350	2600	550	WRE310	310 X 6	40.80		
220	340	160	159	138.2	130	126	334	259.9	366	6.3	1	1570	3050	480	WRE340	340 X 6	52.50		
240	360	160	159	138.2	130	126	354	279.3	386	6.3	1	1630	3300	440	WRE360	360 X 6	56.00		
260	400	190	189	162.2	154	150	394	305	426	6.3	1.1	2380	4700	400	WRE400	400 X 6	84.50		
280	420	190	189	163.2	154	149	413	321	453	7.3	1.1	2600	5200	380	WRE420	420 X 7	90.00		
300	460	218	216	185.2	176	171	453	346.9	493	7.3	1.1	3000	5800	340	WRE460	460 X 7	126.00		

d: 130 ~ 300 mm



Principal Dimensions (mm)								Bearing Designations	Abutment And Fillet Dimensions (mm)				Basic Load Rating		Limiting Speed n_G (min ⁻¹)	Snap Ring wre	Retaining Ring to DIN 471	Weight (kg)
d	D	B	C	C ₁	Ca ₁	Ca ₂	D1~		d _{1~}	d _{2~}	m	r (min)	dyn.C _r (kN)	stat.C _{0r} (kN)				
130	190	80	79	71.2	65	63	186	NNF130.2LS.VX	150.55	206	4.2	0.6	432	795	810	WRE190	190 X 4	7.50
140	200	80	79	71.2	65	63	196	NNF140.2LS.VX	159.95	216	4.2	0.6	445	842	755	WRE200	200 X 4	8.00
150	210	80	79	71.2	65	61	206	NNF150.2LS.VX	174.4	226	5.2	0.6	464	918	710	WRE210	210 X 5	8.40
160	220	80	79	71.2	65	61	216	NNF160.2LS.VX	184.05	236	5.2	0.6	485	973	702	WRE220	220 X 5	8.80
170	230	80	79	71.2	65	61	226	NNF170.2LS.VX	193.9	250	5.2	0.6	492	1034	660	WRE230	230 X 5	9.30
180	240	80	79	71.2	65	61	236	NNF180.2LS.VX	203.1	260	5.2	0.6	501	1082	610	WRE240	240 X 5	9.80
190	260	80	79	73.2	65	63	254	NNF190.2LS.VX	217.55	282	5.2	0.6	523	1135	560	WRE260	260 X 5	12.70
200	270	80	79	73.2	65	63	264	NNF200.2LS.VX	227.15	292	5.2	0.6	545	1215	550	WRE270	270 X 5	13.20
220	300	95	94	83.2	75	73	294	NNF220.2LS.VX	248.7	322	5.2	1	708	1555	485	WRE300	300 X 5	19.50
240	320	95	94	83.2	75	71	314	NNF240.2LS.VX	271.7	346	6.3	1	745	1710	480	WRE320	320 X 6	21.00
260	340	95	94	83.2	75	71	334	NNF260.2LS.VX	292.7	366	6.3	1	842	1995	445	WRE340	340 X 6	22.50
300	380	95	94	83.2	75	71	374	NNF300.2LS.VX	328	406	6.3	1	900	2250	380	WRE380	380 X 6	25.5

Note:

Both options of snap ring (WRE and DIN 471) are available from UBC to match with different width of the pulley.

To differentiate such two options, UBC uses different suffix "A" and "B"

With suffix "A", means bearing will be suitable for snap ring option 1 - WRE.

With suffix "B", means bearing will be suitable for snap ring option 2 - DIN 471.

For example:

NNF5004A.2LS.VX, means bearing will be suitable for snap ring option 1 - WRE.

NNF5004B.2LS.VX, means bearing will be suitable for snap ring option 2 - DIN 471

Typical designs of Four-Row Cylindrical Roller Bearings

Cylindrical Bore

Tapered Bore

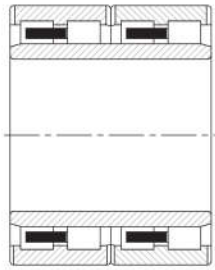


Figure 1

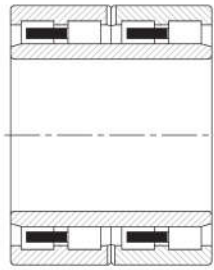


Figure 2

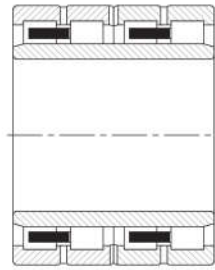


Figure 3

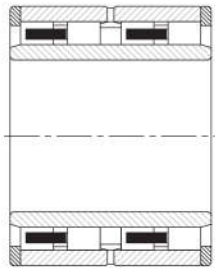


Figure 4

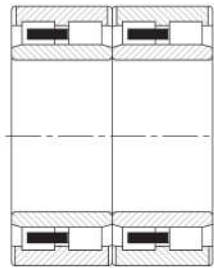


Figure 5

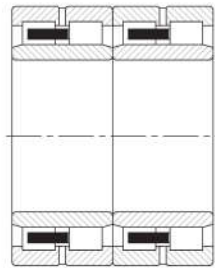


Figure 6

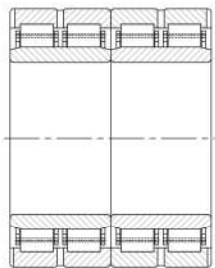


Figure 7

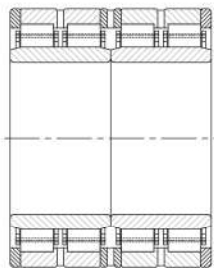


Figure 8

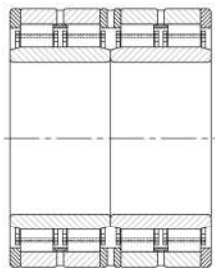


Figure 9

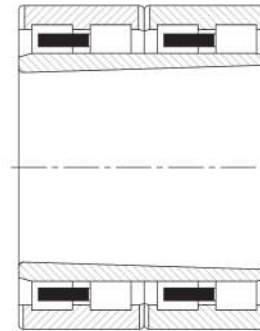


Figure 10

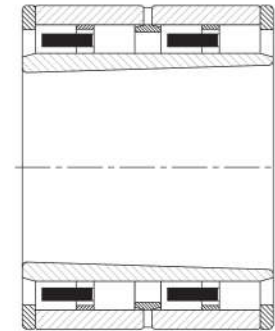


Figure 11

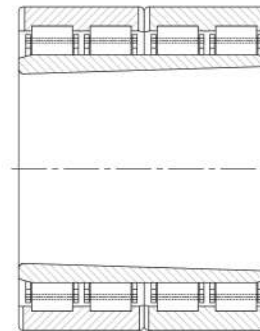


Figure 12

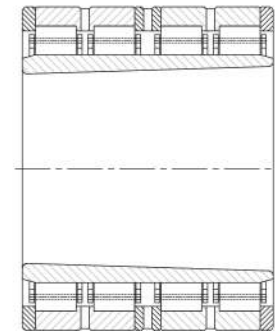
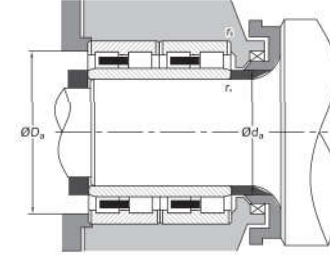
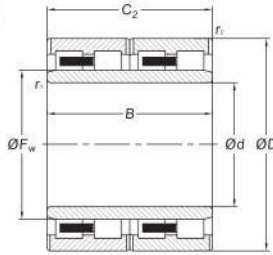


Figure 13



Cylindrical Bore
d: 100.000~180.000mm

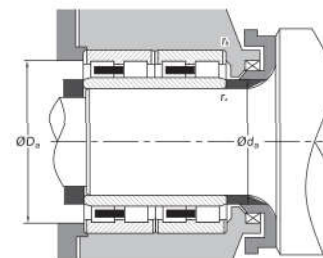
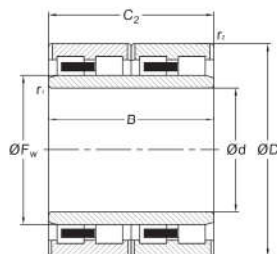


Principal Dimensions (mm)							Bearing Designations	Design ①	Basic Load Ratings (kN)		Abutment and Fillet Dimensions (mm)				Weight (kg)
d	D	B	C ₂	F _w	r ₁ (min)	r ₂ (min)			Dynamic C _r	Static C _{0r}	d ₁ (min)	D ₁ (max)	r ₁ (max)	r ₂ (max)	
100	140	104	104	111	1.5	1.1	100RV1401	3	400	820	110	130	1.5	1.0	4.8
110	170	120	120	127	2.0	2.0	110RV1701	1	615	1100	122	157	2.0	2.0	9.9
120	165	87	87	134.5	1.1	1.1	120RV1601	1	365	725	130	155	1.0	1.0	5.4
	180	105	105	136	2.0	2.0	120RV1801	1	530	880	132	167	2.0	2.0	8.9
	215	174	174	147	2.1	2.1	120RV2101	1	1060	1600	134	199	2.0	2.0	26.6
127	174.625	150.812	150.812	139.5	1.5	1.5	127RV1722	1	735	1580	138	163	1.5	1.5	10.5
	203.2	127	127	147.5	2.0	2.0	127RV2001	1	705	1110	139	190	2.0	2.0	15.4
130	200	125	125	149	2.0	2.0	130RV2001	1	700	1190	142	187	2.0	2.0	14.0
	200	104	104	149	2.0	2.0	130RV2003	1	570	950	142	187	2.0	2.0	11.7
140	210	116	116	160	2.0	2.0	140RV2101	1	640	1130	152	196	2.0	2.0	13.9
145	210	155	155	166	1.5	1.5	145RV2101	1	925	1920	157	197	1.5	1.5	17.8
	225	156	156	169	2.0	2.0	145RV2201	1	975	1820	158	211	2.0	2.0	23.0
150	220	150	150	168	2.0	2.0	150RV2201	1	900	1700	163	206	2.0	2.0	20.0
	225	150	150	168.5	1.5	2.1	150RV2203	1	970	1810	162	209	1.5	2.0	20.8
	225	136	136	168.776	2.1	2.1	150RV2204	1	820	1460	165	209	2.0	2.0	18.6
	230	130	130	174	2.1	2.1	150RV2301	1	845	1520	165	214	2.0	2.0	19.6
	230	156	156	174	2.0	2.0	150RV2302	1	965	1810	163	216	2.0	2.0	23.6
159.990	220	180	180	176	2.0	2.0	159RV2201	2	1050	2410	173	206	2.0	2.0	20.6
160	230	130	130	178	2.0	2.0	160RV2301	1	780	1340	173	216	2.0	2.0	16.4
	230	168	168	180	2.0	2.0	160RV2302	1	1040	2200	173	216	2.0	2.0	22.7
	230	180	180	178	2.0	2.0	160RV2303	2	1080	2280	173	216	2.0	2.0	24.2
	240	120	120	183	2.1	2.1	160RV2401	1	745	1320	175	224	2.0	2.0	18.8
	240	170	170	183	2.0	2.0	160RV2402	1	1080	2050	173	226	2.0	2.0	26.6
	240	145	145	180.016	2.1	2.1	160RV2403	1	920	1600	175	224	2.0	2.0	22.3
170	230	120	120	187	2.0	2.0	170RV2301	1	755	1610	183	216	2.0	2.0	14.0
	240	160	160	190	2.0	2.0	170RV2402	1	1000	2130	183	226	2.0	2.0	22.8
	250	168	168	192	2.1	2.1	170RV2501	1	1210	2320	185	234	2.0	2.0	27.4
	250	170	170	192	2.1	2.1	170RV2502	1	1210	2320	185	234	2.0	2.0	27.7
	255	180	180	193	2.1	2.1	170RV2503	1	1310	2500	185	239	2.0	2.0	31.5
	260	150	150	195	2.1	2.1	170RV2602	1	1030	1840	185	244	2.0	2.0	28.2
180	250	156	156	200	2.0	2.0	180RV2501	1	1020	2230	193	236	2.0	2.0	23.4
	260	168	168	202	2.1	2.1	180RV2601	1	1150	2300	195	244	2.0	2.0	29.2
	265	180	180	203	2.1	2.1	180RV2603	1	1230	2420	195	248	2.0	2.0	33.4

Note: ① Designs refer to pages E60 and E61.

Cylindrical Bore

d: 180.000~270.000mm

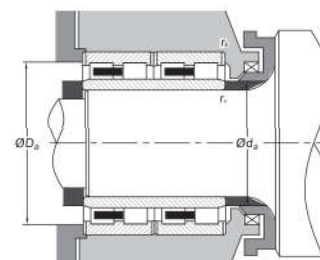
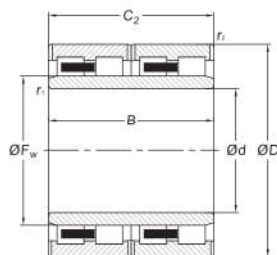


Principal Dimensions (mm)							Bearing Designations	Design ①	Basic Load Ratings (kN)		Abutment and Fillet Dimensions (mm)				Weight (kg)
d	D	B	C ₂	F _w	r ₁ (min)	r ₂ (min)			Dynamic C _r	Static C _{0r}	d ₁ (min)	D ₁ (max)	r ₁ (max)	r ₂ (max)	
180	280	180	180	205.085	2.1	2.1	180RV2802	3	1410	2490	195	263	2.0	2.0	40.9
190	260	168	168	212	2.0	2.0	190RV2601	1	1140	2600	203	245	2.0	2.0	26.6
	270	200	200	212	2.1	2.1	190RV2701	1	1470	3100	206	253	2.0	2.0	36.0
	270	170	170	213	2.1	2.1	190RV2702	1	1290	2610	206	253	2.0	2.0	30.4
	270	170	170	212	2.0	2.0	190RV2703	1	1290	2610	203	255	2.0	2.0	30.6
	280	200	200	214	2.1	2.1	190RV2801	1	1480	2920	206	263	2.0	2.0	41.3
200	250	200	200	215	1.0	1.0	200RV2521	1	900	2500	210	240	1.0	1.0	22.3
	280	200	200	224	2.1	2.1	200RV2801	1	1410	3200	216	263	2.0	2.0	38.3
	280	200	200	222	2.1	2.1	200RV2802	1	1410	3200	216	263	2.0	2.0	38.6
	280	190	190	223	2.1	2.1	200RV2803	1	1350	3050	216	263	2.0	2.0	36.4
	280	170	170	223	2.1	2.1	200RV2804	1	1150	2460	216	263	2.0	2.0	32.3
	290	192	192	226	2.1	2.1	200RV2901	1	1420	3000	216	273	2.0	2.0	42.3
	310	230	230	229	2.1	2.1	200RV3102	1	1840	3500	216	293	2.0	2.0	63.7
210	290	192	192	231	3.0	3.0	200RV3231	4	2120	3900	218	300	2.5	2.5	69.9
210	290	192	192	236	2.1	2.1	210RV2901	1	1400	3350	226	273	2.0	2.0	39.0
219.954	310	183	183	244.5	1.5	1.0	219RV3131	4	1480	3150	233	298	1.5	1.0	45.3
220	310	192	192	247	2.1	2.1	220RV3101	1	1540	3450	236	293	2.0	2.0	46.1
	310	225	225	245	2.1	2.1	220RV3102	1	1740	3900	236	293	2.0	2.0	52.9
	320	210	210	248	2.1	2.1	220RV3201	1	1790	3650	236	302	2.0	2.0	56.0
	320	210	210	246	2.1	2.1	220RV3203	1	1900	3750	236	302	2.0	2.0	57.0
222.250	320.675	241.3	241.3	251	2.1	2.1	222RV3201	2	1990	4350	238	303	2.0	2.0	65.0
230	330	206	206	260	2.1	2.1	230RV3301	1	1760	3900	246	312	2.0	2.0	58.2
	340	260	260	261	3.0	3.0	230RV3401	1	2390	5100	248	320	2.5	2.5	81.0
	365	250	250	266	3.0	3.0	230RV3601	5	2310	4300	248	344	2.5	2.5	98.3
240	330	220	220	270	3.0	3.0	240RV3301	1	1770	4400	259	310	2.5	2.5	57.7
	340	220	220	268	3.0	3.0	240RV3403	1	1890	3900	259	320	2.5	2.5	61.7
	360	220	220	272	3.0	3.0	240RV3601	2	2250	4350	259	340	2.5	2.5	77.8
250	350	220	220	278	3.0	3.0	250RV3501	1	1930	4200	269	330	2.5	2.5	64.8
259.948	368	218	218	290	2.1	1.1	259RV3631	4	2010	4350	277	354	2.0	1.0	76.7
260	355	260	260	286	2.1	2.1	260RV3521	5	2090	5000	277	337	2.0	2.0	74.5
	370	220	220	292	3.0	3.0	260RV3701	1	2050	4450	279	349	2.5	2.5	76.0
	380	280	280	294	3.0	3.0	260RV3801	1	2820	6250	279	359	2.5	2.5	107.0
	400	290	290	296	4.0	4.0	260RV4001	1	3250	6350	282	376	3.0	3.0	133.0
270	380	230	230	298	2.1	2.1	270RV3801	1	2330	5050	287	361	2.0	2.0	83.0

Note: ① Designs refer to pages E60 and E61.

Cylindrical Bore

d: 280.000~380.000mm

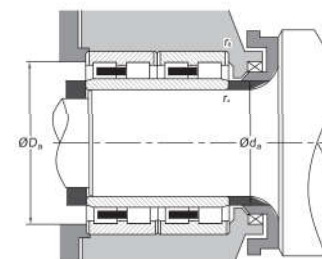
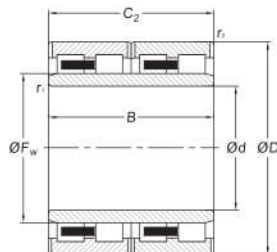


Principal Dimensions (mm)							Bearing Designations	Design①	Basic Load Ratings (kN)		Abutment and Fillet Dimensions (mm)				Weight (kg)
d	D	B	C ₂	F _w	r ₁ (min)	r ₂ (min)			Dynamic C _r	Static C _{or}	d _s (min)	D _s (max)	r _s (max)	r _{fs} (max)	
280	390	220	220	312	3.0	3.0	280RV3901	1	2120	4800	299	369	2.5	2.5	80.9
	390	240	240	312	3.0	3.0	280RV3902	1	2360	5500	299	369	2.5	2.5	88.5
	390	275	275	308	3.0	1.1	280RV3903	1	2860	6450	299	375	2.5	1.0	100.0
	400	285	285	316	3.0	3.0	280RV4021	5	3000	6950	299	379	2.5	2.5	117.0
290	390	234	234	320	3.0	3.0	290RV3901	1	2270	5600	310	369	2.5	2.5	79.7
	410	240	240	320	3.0	3.0	290RV4101	1	2570	5450	310	389	2.5	2.5	99.0
	420	300	300	327	3.0	3.0	290RV4201	1	3300	7500	310	398	2.5	2.5	138.0
300	400	300	300	328	2.0	2.0	300RV4021	5	2720	6900	316	383	2.0	2.0	103.0
	420	240	240	332	3.0	3.0	300RV4201	1	2670	5750	320	398	2.5	2.5	101.0
	420	300	300	332	2.0	2.0	300RV4221	5	3200	7200	316	402	2.0	2.0	128.0
310	420	300	300	338	3.0	3.0	310RV4201	1	3300	8050	330	398	2.5	2.5	119.0
	430	240	240	344.5	3.0	3.0	310RV4301	1	2610	5950	330	408	2.5	2.5	107.0
320	450	240	240	358	3.0	3.0	320RV4501	1	2760	6150	340	428	2.5	2.5	120.0
	480	350	350	364	4.0	1.5	320RV4811	8	4850	10500	343	462	3.0	1.5	232.0
330	430	230	230	358	3.0	3.0	330RV4301	1	2340	5850	350	408	2.5	2.5	86.3
	440	200	200	360	3.0	3.0	330RV4401	3	2160	4750	350	418	2.5	2.5	83.8
	460	340	340	365	4.0	4.0	330RV4601	1	3550	8650	353	435	3.0	3.0	174.0
340	450	250	250	371	3.0	3.0	340RV4501	1	2720	6750	361	428	2.5	2.5	108.0
	450	250	250	368	3.0	3.0	340RV4502	3	2720	6750	361	428	2.5	2.5	108.0
	480	350	350	378	4.0	4.0	340RV4801	1	4050	9400	364	454	3.0	3.0	198.0
345	480	350	350	376	3.0	3.0	345RV4821	6	4400	10300	366	457	2.5	2.5	190.0
360	480	290	290	394	3.0	3.0	360RV4801	1	3250	8300	381	457	2.5	2.5	146.0
	510	370	370	400	4.0	4.0	360RV5101	1	4500	10100	384	484	3.0	3.0	234.0
370	480	250	250	401	3.0	3.0	370RV4801	1	2830	7350	391	457	2.5	2.5	116.0
	520	380	380	409	4.0	2.0	370RV5211	1	6000	14400	394	500	3.0	2.0	263.0
	540	400	400	415	4.0	4.0	370RV5401	1	5250	12000	394	513	3.0	3.0	311.0
380	500	290	290	414	3.0	3.0	380RV5001	1	3350	8800	401	477	2.5	2.5	153.0
	520	290	290	418	4.0	4.0	380RV5201	1	3750	8850	404	493	3.0	3.0	181.0
	520	280	280	417	4.0	4.0	380RV5202	1	3650	8450	404	493	3.0	3.0	174.0
	540	340	340	424	5.0	5.0	380RV5431	4	4700	10900	408	509	4.0	4.0	259.0
	540	400	400	424	5.0	5.0	380RV5401	3	5050	12000	408	509	4.0	4.0	280.0
	540	400	400	422	5.0	2.0	380RV5411	8	6000	14400	408	520	4.0	2.0	305.0
	540	400	380	424	5.0	2.0	380RV5412	1	5750	13800	408	520	4.0	2.0	294.0

Note: ① Designs refer to pages E60 and E61.

Cylindrical Bore

d: 390.000~500.000mm

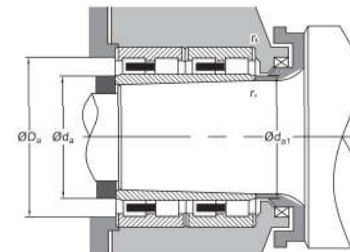
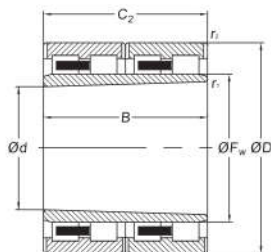


Principal Dimensions (mm)							Bearing Designations	Design ①	Basic Load Ratings (kN)		Abutment and Fillet Dimensions (mm)				Weight (kg)
d	D	B	C ₂	F _w	r ₁ (min)	r ₂ (min)			Dynamic C _r	Static C _{0r}	d _a (min)	D _a (max)	r _a (max)	r _b (max)	
390	510	290	290	424	3.0	3.0	390RV5101	1	3400	9000	412	487	2.5	2.5	156.0
	550	400	400	434	5.0	5.0	390RV5521	6	5150	12400	419	519	4.0	4.0	303.0
400	520	250	250	432	4.0	4.0	400RV5202	3	3000	7700	425	493	3.0	3.0	136.0
	550	300	300	441	4.0	4.0	400RV5501	1	4150	9750	425	523	3.0	3.0	212.0
	560	400	400	446	5.0	5.0	400RV5612	8	5650	13600	429	529	4.0	4.0	308.0
	560	410	410	445	5.0	2.0	400RV5613	8M	6550	16500	429	539	4.0	2.0	315.0
	560	400	400	446	5.0	5.0	400RV5621	6	4750	11300	429	529	4.0	4.0	304.0
560	410	410	445	5.0	2.0	400RV5611	8	6550	16500	429	539	4.0	2.0	315.0	
406.400	609.6	304.8	304.8	460	5.0	5.0	406RV6001	1	4650	9150	435	577	4.0	4.0	307.0
410	600	440	440	460	5.0	5.0	410RV6011	8	7350	16600	439	568	4.0	4.0	438.0
420	560	280	280	457	4.0	4.0	420RV5601	1	3800	9250	445	533	3.0	3.0	190.0
	560	400	400	458	4.0	4.0	420RV5602	6	4950	13000	445	533	3.0	3.0	270.0
	600	440	440	470	5.0	2.0	420RV6011	8	7100	17200	449	579	4.0	2.0	419.0
430	591	420	420	476	4.0	4.0	430RV5921	5	5200	13400	455	563	3.0	3.0	347.0
440	620	450	450	487	5.0	5.0	440RV6213	8	7350	17800	470	588	4.0	4.0	430.0
	620	450	450	490	4.0	4.0	440RV6221	5	7450	19000	466	591	3.0	3.0	430.0
450	630	450	450	500	4.0	4.0	450RV6321	5	6950	17500	476	601	3.0	3.0	440.0
460	620	400	400	506	4.0	4.0	460RV6201	1	5500	14700	486	591	3.0	3.0	347.0
	620	400	400	502	4.0	4.0	460RV6211	8	6400	16600	486	591	3.0	3.0	358.0
	620	460	460	502	4.0	4.0	460RV6212	8M	7100	19100	486	591	3.0	3.0	412.0
	650	470	470	509	6.0	3.0	460RV6511	8	8400	20900	496	624	5.0	2.5	514.0
	670	500	500	522	6.0	6.0	460RV6721	7	8900	22700	496	631	5.0	5.0	596.0
480	680	500	500	534	5.0	5.0	480RV6801	7	9000	23100	510	646	4.0	4.0	610.0
	680	500	500	534	5.0	5.0	480RV6811	8	9000	23100	510	646	4.0	4.0	610.0
	700	400	400	538	6.0	6.0	480RV7031	9	7650	17400	517	660	5.0	5.0	538.0
500	670	450	450	540	5.0	5.0	500RV6712	8	8300	22300	531	637	4.0	4.0	464.0
	680	420	405	550	5.0	5.0	500RV6812	8	6700	17600	531	646	4.0	4.0	451.0
	690	510	510	550	5.0	5.0	500RV6913	8M	8850	23900	531	656	4.0	4.0	580.0
	690	510	510	552	5.0	5.0	500RV6921	7	9000	24600	531	656	4.0	4.0	580.0
	700	515	515	554	5.0	5.0	500RV7021	7	9100	23800	531	666	4.0	4.0	622.0
	710	480	480	558	5.0	5.0	500RV7111	8	8500	21200	531	676	4.0	4.0	632.0
	720	530	530	560	6.0	6.0	500RV7211	8	9950	25300	537	680	5.0	5.0	782.0

Note: ① Designs refer to pages E60 and E61.

Tapered Bore

d: 110.417~633.333mm



Principal Dimensions (mm)							Bearing Designations	Design ①	Basic Load Ratings (kN)		Abutment and Fillet Dimensions (mm)					Weight (kg)
d	D	B	C ₂	F _w	r ₁ (min)	r ₂ (min)			Dynamic C _r	Static C _{or}	d _a (min)	d _{s1} (min)	D _a (max)	r _a (max)	r _b (max)	
110.417	180	115	115	136	1.0	1.0	120RVK1801	10	490	840	118	128	171	1.0	1.0	10.0
151.500	230	168	168	180	1.0	1.0	165RVK2331	11	1040	2170	160	174	220	1.0	1.0	23.5
179.750	260	175	168	212	1.1	2.0	193RVK2602	10	1140	2600	190	205	245	1.0	2.0	25.1
180	260	175	168	212	1.1	2.0	194RVK2602	10	1140	2600	191	206	245	1.0	2.0	25.0
181.500	260	168	168	209	1.0	2.0	195RVK2602	10	1140	2600	191	205	245	1.0	2.0	24.2
235.367	360	268	268	278	1.5	1.5	257RVK3631	11	2770	6000	249	272	344	1.5	1.5	92.9
266.250	400	285	285	312	2.0	2.0	290RVK4031	11	3200	7500	281	305	383	2.0	2.0	118.0
356.667	550	400	400	434	5.0	5.0	390RVK5531	12	5450	13300	385	419	519	4.0	4.0	328.0
	550	400	400	431.9	3.0	2.5	390RVK5532	12	5450	13300	378	412	527	2.5	2.0	328.0
412.335	650	488	488	494.5	3.0	4.0	453RVK6521	12	8900	21100	434	476	621	2.5	3.0	603.0
485	740	540	540	580	5.0	5.0	530RVK7431	13	10100	26800	516	561	705	4.0	4.0	823.0
633.333	960	680	680	745.8	7.5	7.5	690RVK9632	13	18100	47000	679	737	909	6.0	6.0	1720.0

Note: ① Designs refer to pages E60 and E61.