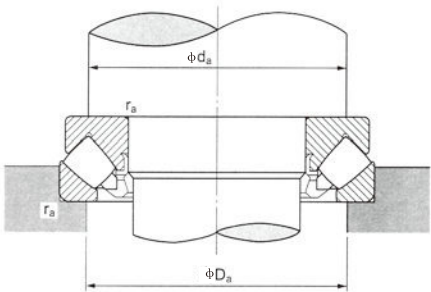
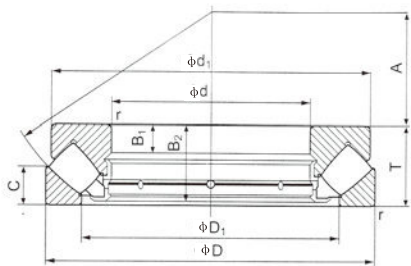


Spherical Roller Thrust Bearings

The outer ring and rollers is spherically designed relative to the shaft center to maintain self-aligning capability. Spherical thrust bearings can accommodate axial loads and certain degree of radial loads by a contact angle of 45 degree. Those bearings are suitable for large and high speed machinery. Its cage can be window type pressed steel or machined brass cage.

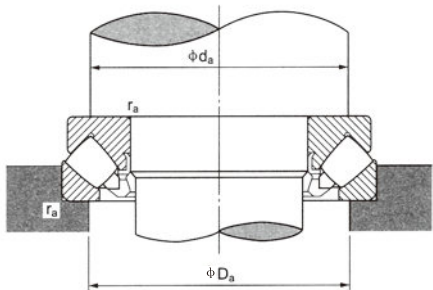
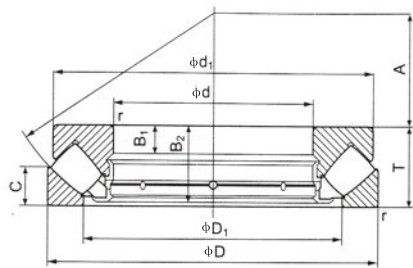


d: 60 ~ 190 mm



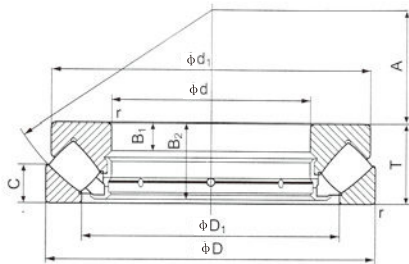
Principal Dimensions (mm)				Bearing Designations	Basic Load Ratings (N)		Limiting Speed (rpm)		Bearing Designations						Abutment and Fillet Dimensions			Weight (kg)
d	D	T	r (min)		Dynamic Cr	Static Cor			d1	D1	B1	B2	C	A	d _a (min)	D _a (mix)	r _a (mix)	
60	130	42	1.5	29412	299000	890000	2800		123	89	15	39.5	20	38	91	108	1.5	2.75
65	140	45	2	29413	345000	1040000	2700		133	96	16	42.5	21	42	99	115	2	3.41
70	150	48	2	29414	375000	1110000	2400		142	103	17	45.5	23	44	106	125	2	4.16
75	160	51	2	29415	445000	1380000	2300		152	109	18	48	24	47	113	132	2	4.98
80	170	54	2.1	29416	480000	1490000	2100		162	117	19	51	26	50	120	140	2	5.95
85	150	39	1.5	29317	293000	990000	2700		143.5	114	13	37	19	50	115	135	1.5	2.87
	180	58	2.1	29417	540000	1720000	2000		170	125	21	55	28	54	130	150	2	7.19
90	155	39	1.5	29318	300000	1040000	2700		148.5	117	13	37	19	52	120	140	1.5	3.06
	190	60	2.1	29418	620000	2020000	1900		180	132	22	57	29	56	135	157	2	8.28
100	170	42	1.5	29320	355000	1260000	2500		163	129	14	40	20.8	58	130	150	1.5	3.91
	210	67	3	29420	690000	2230000	1700		200	146	24	64	32	62	150	175	2.5	11.2
110	190	48	2	29322	470000	1680000	2100		182	143	16	45.5	23	64	145	165	2	5.67
	230	73	3	29422	845000	2820000	1500		220	162	26	69	35	69	165	190	2.5	14.7
120	210	54	2.1	29324	565000	2030000	1900		200	159	18	51	26	70	160	180	2	7.9
	250	78	4	29424	1030000	3450000	1400		236	174	29	74	37	74	180	205	3	18.5
130	225	58	2.1	29326	665000	2420000	1800		215	171	19	55	28	76	170	195	2	94.5
	270	85	4	29426	1140000	3850000	1200		255	189	31	81	41	81	195	225	3	23.5
140	240	60	2.1	29328	700000	2560000	1600		230	183	20	57	29	82	185	205	2	11.2
	280	85	4	29428	1200000	4050000	1200		268	199	31	81	41	86	205	235	3	24.6
150	215	39	1.5	29230	335000	1390000	2100		208	178	14	37	19	82	179	196	1.5	4.60
	250	60	2.1	29330	735000	2840000	1600		240	194	20	57	29	87	195	215	2	11.7
160	300	90	4	29430	1330000	4600000	1100		285	214	32	86	44	92	220	250	3	29.6
	225	39	1.5	29232	345000	1470000	2100		219	188	14	37	19	85	189	206	1.5	4.70
170	270	67	3	29332	880000	3400000	1400		260	208	23	64	32	92	210	235	2.5	15.5
	320	95	5	29432	1510000	5350000	1000		306	229	34	91	45	99	230	265	4	35.9
180	240	42	1.5	29234	390000	1700000	1900		233	198	15	40	20	92	201	218	1.5	6.00
	280	67	3	29334	900000	3550000	1400		270	216	23	64	32	96	220	245	2.5	16.3
190	340	103	5	29434	1670000	5900000	950		324	243	37	99	50	104	245	285	4	44.0
	250	42	1.5	29236	420000	1900000	1900		243	208	15	40	21	95	211	228	1.5	6.30
180	300	73	3	29336	1020000	3950000	1300		290	232	25	69	35	103	235	260	2.5	20.7
	360	109	5	29436	1950000	7000000	860		342	255	39	105	52	110	260	300	4	52.2
190	270	48	2	29238	540000	2300000	1800		262	223	15	45	24	104	225	245	2	8.50
	320	78	4	29338	1170000	4550000	1100		308	246	27	74	38	110	250	275	3	25.5
190	380	115	5	29438	2120000	7750000	800		360	271	41	111	55	117	275	320	4	61.4

d: 200 ~ 420 mm

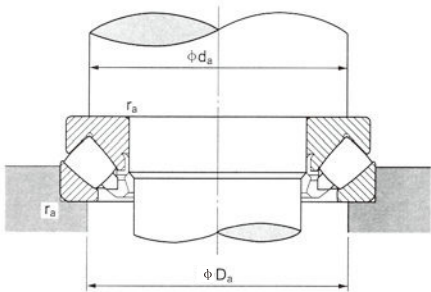


Principal Dimensions (mm)				Bearing Designations	Basic Load Ratings (N)		Limiting Speed (rpm)			Bearing Designations						Abutment and Fillet Dimensions			Weight (kg)
d	D	T	r (min)		Dynamic Cr	Static Cor				d ₁	D ₁	B ₁	B ₂	C	A	d _a (min)	D _a (mix)	r _a (mix)	
200	280	48	2	29240	550000	2410000	1800			271	236	15	45	24	108	235	255	2	9.08
	340	85	4	29340	1350000	5250000	1000			325	261	29	81	41	116	265	295	3	32
	400	122	5	29440	2350000	8450000	740			380	286	43	117	59	122	290	335	4	73
220	300	48	2	29244	595000	2750000	1600			292	254	15	45	24	117	260	275	2	9.84
	360	85	4	29344	1410000	5750000	1000			345	280	29	81	41	125	285	315	3	34.5
	420	122	6	29444	2410000	8950000	720			400	308	43	117	58	132	310	355	5	74.2
240	340	60	2.1	29248	890000	4000000	1300			330	283	19	57	30	130	285	305	2	17.1
	380	85	4	29348	1410000	5850000	980			355	300	29	81	41	135	300	330	3	36.3
	440	122	6	29448	2480000	9450000	720			420	326	43	117	59	142	330	375	5	83
260	360	60	2.1	29252	915000	4250000	1300			350	302	19	57	30	139	305	325	2	18.5
	420	95	5	29352	1810000	7500000	680			405	329	32	91	45	148	330	365	4	51.5
	480	132	6	29452	2940000	11600000	640			460	357	48	127	64	154	360	405	5	106
280	380	60	2.1	29256	935000	4500000	1200			370	323	19	57	30	150	325	345	2	19.5
	440	95	5	29356	1850000	7950000	840			423	348	32	91	46	158	350	390	4	54
	520	145	6	29456	3450000	13500000	580			495	387	52	140	68	166	390	440	5	137
300	420	73	3	29260	1220000	5850000	1000			405	353	21	69	38	162	355	380	2.5	31
	480	109	5	29360	2310000	10000000	720			460	379	37	105	50	168	380	420	4	75.4
	540	145	6	29460	3650000	14800000	540			515	402	52	140	70	175	410	460	5	146
320	440	73	3	29264	1270000	6150000	980			430	372	21	69	38	172	375	400	2.5	32.8
	500	109	5	29364	2370000	10600000	720			482	399	37	105	53	180	400	440	4	80
	580	155	7.5	29464	4050000	16800000	480			555	435	55	149	75	191	435	495	6	179
340	460	73	3	29268	1290000	6350000	950			445	395	21	69	37	183	395	420	2.5	34.5
	540	122	5	29368	2850000	12400000	630			520	428	41	117	59	192	430	470	4	106
	620	170	7.5	29468	4750000	19300000	430			590	462	61	164	82	201	465	530	6	228
360	500	85	4	29272	1650000	8050000	830			485	423	25	81	44	194	420	455	3	50.4
	560	122	5	29372	2900000	12900000	600			540	448	41	117	59	202	450	495	4	111
	640	170	7.5	29472	4900000	20500000	410			610	480	61	164	82	210	485	550	6	234
380	520	85	4	29276	1780000	8800000	800			505	441	27	81	42	202	440	475	3	52.8
	600	132	6	29376	3400000	15300000	540			580	477	44	127	63	216	480	525	5	140
	670	175	7.5	29476	5200000	22000000	400			640	504	63	168	85	230	510	575	6	263
400	540	85	4	29280	1840000	9250000	800			526	460	27	81	42	212	460	490	3	55.1
	620	132	6	29380	3550000	16300000	530			596	494	44	127	64	225	500	550	5	146
	710	185	7.5	29480	5850000	25000000	360			680	534	67	178	89	236	540	610	6	314
420	580	95	5	29284	2260000	11300000	700			564	489	30	91	46	225	490	525	4	74.9

d: 420 ~ 530 mm



Principal Dimensions (mm)				Bearing Designations	Basic Load Ratings (N)		Limiting Speed (rpm)	
d	D	T	r (min)		Dynamic Cr	Static Cor		
420	650	140	6	29384	3900000	17900000	480	
	730	185	7.5	29484	6050000	26000000	360	
440	600	95	5	29288	2290000	11800000	660	
	680	145	6	29388	4050000	19000000	450	
	780	206	9.5	29488	6950000	30000000	300	
460	620	95	5	29292	2290000	11900000	660	
	710	150	6	29392	4600000	21700000	430	
	800	206	9.5	29492	7150000	31500000	290	
480	650	103	5	29296	2530000	13200000	600	
	730	150	6	29396	4630000	21900000	410	
	850	224	9.5	29496	8250000	36000000	260	
500	670	103	5	292/500	2590000	13800000	600	
	750	150	6	293/500	4700000	22600000	410	
	870	224	9.5	294/500	8250000	35000000	250	
530	710	109	5	292/530	2820000	15100000	540	



	Bearing Designations						Abutment and Fillet Dimensions			Weight (kg)
	d1	D1	B1	B2	C	A	da (min)	Da (mix)	ra (mix)	
	626	520	48	135	68	235	525	575	5	170
	700	556	67	178	89	244	560	630	6	325
	585	508	30	91	49	235	510	545	4	79
	655	548	49	140	70	245	550	600	5	192
	745	588	74	199	100	260	595	670	8	421
	605	530	30	91	46	245	530	570	4	80.9
	685	567	51	144	72	257	575	630	5	216
	765	608	74	199	100	272	615	690	8	435
	635	556	33	99	55	259	555	595	4	97.5
	705	590	51	144	72	270	595	650	5	224
	810	638	81	216	108	280	645	730	8	543
	654	574	33	99	55	268	575	615	4	101
	725	611	51	144	74	280	615	670	5	231
	830	661	81	216	107	290	670	750	8	559
	692	612	35	105	57	288	615	653	4	106